

# Summer Vacation

APEX PUBLIC SCHOOL  
SANT NAGAR, BURARI, DELHI - 110084

**"It is health  
That is real wealth  
And not pieces  
Of gold and silver."  
- Mahatma Gandhi**

**Grade II  
HOLIDAY HOMEWORK  
2020-21**

## **FUN ACTIVITIES FOR SUMMER VACATION**

During the summer vacation try to speak in English with everyone; learn the school prayer and the school song. Learn to tie your shoelaces, to button your shirts and dress smartly. Water the plants.

### **Guidelines:-**

- Parents can be the facilitator for their child and encourage them to do their work themselves.
- Please work neatly.
- Be creative.
- Read the newspaper daily.

- During vacation revise the work that has already been done.
- Submit the holiday homework in the first week of joining after the vacation.



1. Make a chart according to the table given below :

<u>S.NO</u>	<u>Alphabets</u>	<u>Topics</u>
1.	A to I	Noun : Common and Proper
2.	J to R	Noun : Countable and Uncountable
3.	S to Z	Singular and Plural

❖ You can draw or paste pictures

2. Make a book on the title "ALL ABOUT ME "using colorful pages. Make at least 10 pages.

**Book will include:** your name, your photo, your handprints, your family members, your hobbies, your favorites etc.


You can draw or use pictures to make it more attractive.



3. Learn the given words for dictation:

punctual, classmates, excited, surprise,  
careful, greeted, cattle, garden, flying,  
painting, sunshine, breeze, miserable,  
battles, brave, attack, cave, succeed,  
defeat, enemies, famous, folly, bridge,  
wisdom, honest, naughty, window, speak,  
**raindrops, singing**

# हिंदी



1. 2 पानी की बूँदें बनाएँ और पानी की 1 बूँद पर जल पर एक कविता तथा 1 बूँद पर उसे बचाने के लिए चित्र द्वारा संदेश दें ।

बादल बन अमृत बरसता  
बन झरना यह सबको भाता  
नदियाँ बन यह कल कल करता  
सीप का यह मोती बन जाता



2. हर साल गणतंत्र दिवस समारोह में बहादुर बच्चों को वीरता पुरस्कार मिलते हैं । किसी 1 बच्चे की फोटो लगाकर एक कार्ड बनाओ और उनको वीरता पुरस्कार क्यों मिला ये भी लिखो ।



3. बच्चों को अपने नाम के अक्षर के हिसाब से कुछ व्यंजन और स्वर दिए गए हैं | इनका इस्तेमाल करके एक सुन्दर सा वॉल हैंगिंग बनाएँ |

A TO E - क्ष  
F TO J - त्र  
K TO O - श्र  
P TO T - अं  
U TO Z - अँ

रक्षा

क्षत्रिय


कक्षा

मोक्ष

#### 4. दिए गए शब्दों को श्रुतलेख के लिए याद करो ।

बादशाह , शिकार , आहट , ममता ,सिपाही , अवश्य , धरती , बंजर , प्रदूषण , हरा - भरा , लकड़हारा , सहायता , राजकुमारी , बाज़ार , सिक्के , कोशिश , सुंदर , आवाज़ , इंतज़ार , अचानक , धन्यवाद ,वरदान , मुसीबत , आश्चर्य ,पोखर , पूँछ , निगल , शाकाहारी , महाराज , चक्कर





## MATHS



1. Write number names [300 to 350] in your class work notebook.
2. Practice 5 addition sums (with carry) and 5 Subtraction sums (with borrowing) daily in a separate notebook.
3. Choose any two numbers and represent them in an interesting manner like: kite, balloon or flower. You can take the help from the picture given below.



4. Make the following things according to the first letter of your name:

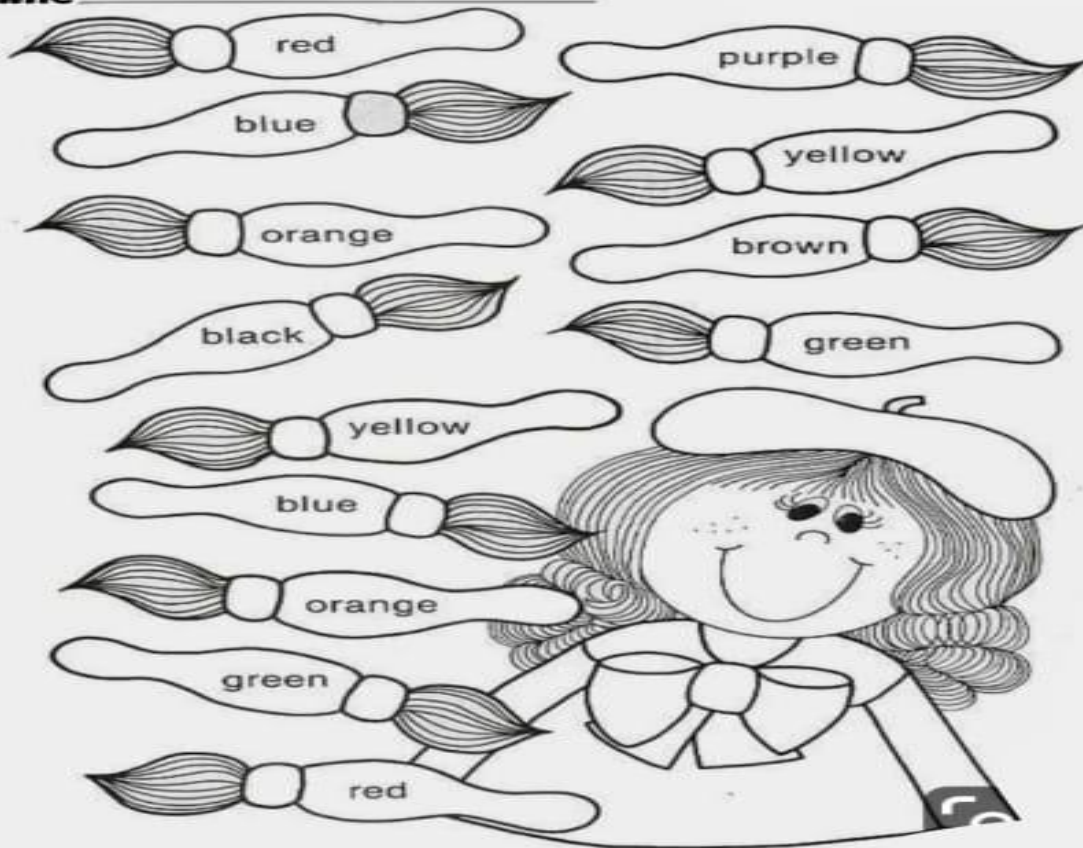
<u>S.NO</u>	<u>ALPHABETS</u>	<u>TOPIC</u>
1.	A TO H	❖ Make a table mat using A4 size sheet. Write tables of 6 to 8. Mat should be covered with transparent sheet.
2.	I TO Q	<p>Make or paste 2 objects of given shapes in a scrap file</p>  <p>WINDOW, BISCUIT</p>  <p>NACHOS, SANDWICH</p>  <p>SUN, COIN</p>  <p>CHESSBOARD, CHEESE SLICE</p>
3.	R TO Z	Draw or paste pictures showing Odd and Even numbers in Scrap file ( Refer to pg no.26 from book )



# ART

**Colour the picture according to the given instructions.**

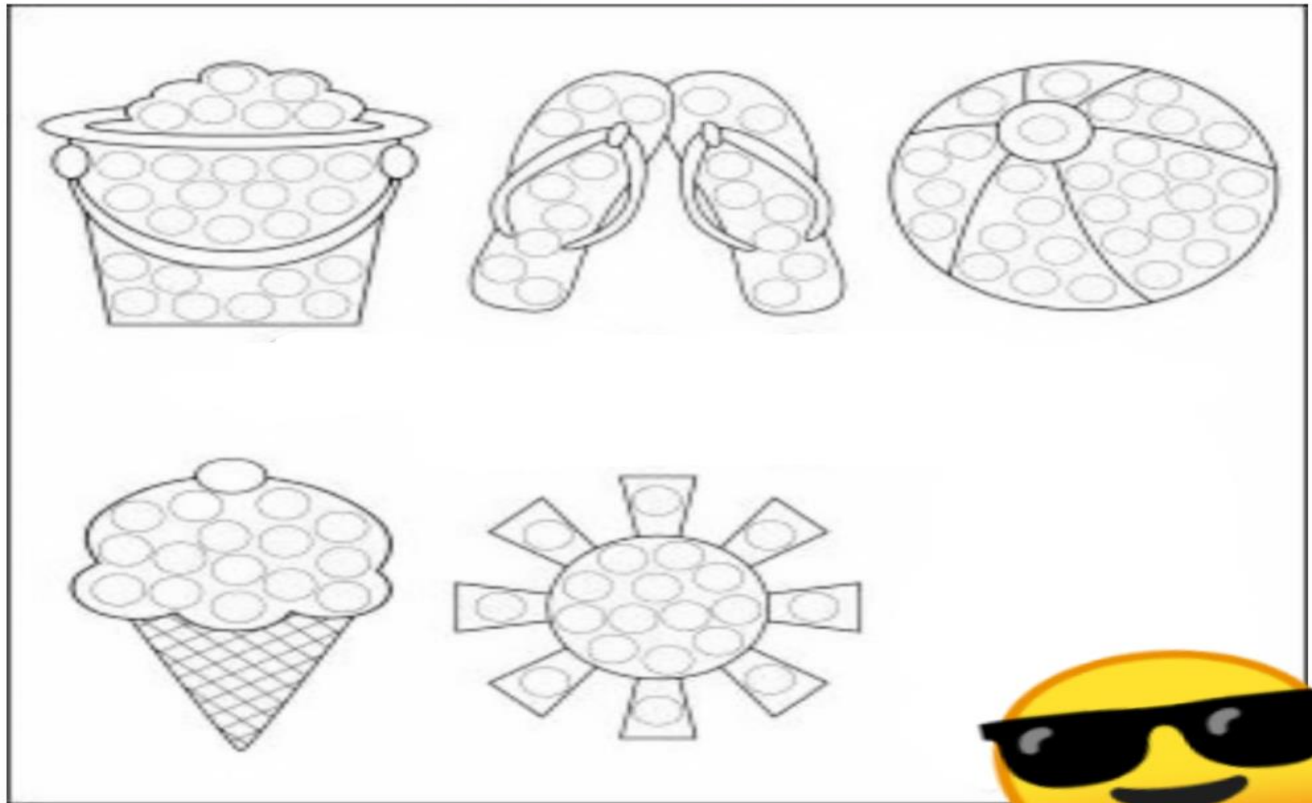
Name \_\_\_\_\_



# ***Colour the picture.***



*Paste the colourful bindis in the given pictures.*





ANSWER DUTY'S CALL  
HAPPY HOLIDAYS