

APEX PUBLIC SCHOOL

CLASS 1

HOLIDAY

Homework



SUBJECT- ENGLISH

HEY KIDS!

Wish you a very happy holidays stay healthy, stay fit
and stay safe.

GENERAL INSTRUCTIONS

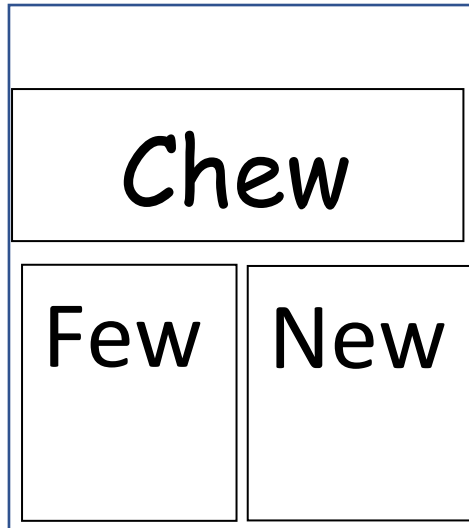
- *Remember to read textbooks and story books.*
- *Converse in English use golden words like Please, Thank you, Sorry, My pleasure, May I etc.*
- *Learn and practice all the work done.*

Do the following in your English notebook.

- 1)** Write two rhyming words for these words- **Chew, Meet, Star, Wall, Boom, Hand, Down.**

First one has been done for you. You have to do like this.





2) Write and learn these Common / New words.

Are	All	Better
The	Your	Then
She	Will	Into
You	Why	There
He	How	Some
And	Had	Keep
Day	Have	Than
Did	Good	Once

3) Watch short movies on YouTube

LITTLE RED RIDING HOOD-

<https://youtu.be/LDMWJCrDVMl>

THREE LITTLE PIGS- <https://youtu.be/gdcgnSrUvU>

विषय- हिंदी

नीचे दिए कार्य को अपने पुस्तिका में करिए।

- 1) बच्चों को अपने नाम के अक्षर के हिसाब से मात्राएं दी गई हैं। उस मात्रा से 5 शब्द लिखकर उनके चित्र बनाएं।

A to I - आ की मात्रा

J to R - इ की मात्रा

S to Z - ई की मात्रा

- 2) 3 पौष्टिक भोजन और जंक फूड के चित्र बनाइए और उनके नाम लिखिए।

- 3) कक्षा में कराए गए सभी कार्य का अभ्यास करें।

SUBJECT- MATHS

1. Do practice of table 2 and 3 (dodging)


2. Write number names (1 --20)

3. Count the pictures and write number and number names.



a.) Number of pictures

Number names



b.) Number of pictures

Number names



c.) Number of pictures

Number names



d.) Number of pictures

Number names

NOTE: CHILDREN, PLEASE DO ALL OF THE HOMEWORK SHARED ABOVE IN YOUR MATHS NOTE BOOK.

4. DRAW THE SAME PICTURE IN YOUR MATHS NOTE BOOK AND COLOUR ACCORDING TO THE NUMBERS GIVEN.



SEMESTER BOOK 1: DO PAGE 132 (Q NO. 3) Match the following

DO PAGE 133 (Q NO. 4) Count the objects and also

DO PAGE 140 in BOOK.

SUBJECT- Computer Science

1. Make any one colourful chart from

+ Computer system

+ Natural and man-made things

2. Write any five things that we can do on a computer.

3. Make a list of any five machines in your home.

4. Name five natural and five man-made things.

5. Cut and paste different types of computers.

Desktop, Laptop , Tablet , Smartphone.

**NOTE: Use computer notebook for Holidays
Homework.**

SUBJECT- G.K.

- Learn and write the work done in GK Notebook
 - Decorate the notebook beautifully
- Find out the answer of the following and write both questions and answer in the notebook

QUESTIONS

1. Who was the first prime minister of India?
2. Who was the first woman prime minister of India?
3. Who was the first president of India?
4. Who was the first woman president of India?
5. Who is the current prime minister of India?
6. Who is the current president of India?
7. Who is the current vice president of India?
8. Who is the current chief minister of Delhi?
9. When do we celebrate the following?
 - a. Independence Day
 - b. Republic Day
 - c. Gandhi Jayanti
 - d. Teacher's Day
 - e. Children's Day

10. Where are the following monuments situated?
 - a. Red Fort
 - b. Taj Mahal
 - c. Char Minar
 - d. Hawra Bridge
 - e. Gate way of India

11. Which is the largest state of India?

12. Which is the smallest state of India?

13. Which is the longest river of India?

14. Which is the highest Mountain of India?

15. Name the following
 - a. Chacha Nehra
 - b. Father of our Nation
 - c. Iron man of India
 - d. Missile Man of India
 - e. Neta Ji

16. Who composed Indian National anthem?

17. Who composed Indian National Song?

18. Name the Indian Spices useful in Corona Pandemic?

19. What is the national Sport of India?

20. Which sport are the following famous for?
 - a. Sachin Tendulkar
 - b. Dhyan Chand
 - c. Milkha Singh
 - d. Abhinav Bindra
 - e. Viswanathan Anand
 - f. P.T. Usha
 - g. Saina Nehwal
 - h. Marykom



Apex Public School

SUMMER
Vacations

HOLIDAYS
HOMEWORK

Class : 1

Subject : ART &
CRAFT



Name : _____

Section : _____




Do this Shape Activity.



***Colour your
balloon
beautifully.***



**Make your
ice - creams
colourful
according to the
given
instructions.**



Note



*CHILDREN YOU CAN DO YOUR WORK IN YOUR SKETCH BOOK.

*DO PAGE NO. 5,11,12,28,AND 29 IN YOUR ART BOOK.

*DO MORE PRACTICE OF COLOURING.

STAY HOME, STAY SAFE & STAY HEALTHY CHILDREN!

