

SUMMER HOLIDAYS

A row of twelve colorful stick figures holding hands, representing children celebrating summer holidays.

APEX PUBLIC SCHOOL

SANT NAGAR, BURARI, DELHI-110084

“It is health

That is real wealth

And not pieces

Or gold and silver.”

GRADE II

HOLIDAY HOMEWORK 2020-21

FUN ACTIVITIES FOR SUMMER VACATION:-


During the summer vacation try to speak in English with everyone; learn the school prayer and the school song. Learn to tie your shoelace, to button your shirts and dress smartly. Water the plants.

Guidelines:-

- **Parents can be the facilitator for their child and encourage them to do their work themselves.**
- **Please work neatly.**
- **Be creative.**

- During vacation revise the work that has already been done.
- Submit the holiday homework in the first week of joining after the vacation.
- Do English and Hindi reading daily.

ENGLISH

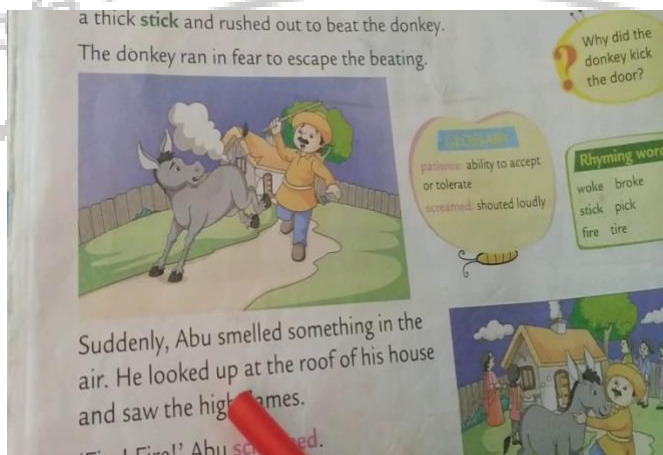


1. READING ACTIVITY

“Reading is to mind what exercise is to body and prayer is to soul.”

Read lesson no.1 of English book ' Abu and the Donkey'and write down the following information in your English notebook:-

- Think of a new title for this story



- Draw the donkey in your notebook.

iii. Find out 5 common nouns, 5 'oo' sound words from the story and write in your English notebook.


2. Make a book on the title "ALL ABOUT ME "using colorful pages.

Book will include:-your name, your handprints, your family members, your hobbies, your favorites etc.
You can draw or use pictures to make it more attractive.



3. ENGLISH ACTIVITY:-

Make a beautiful telephone directory by using colorful sheets /any sheet and write the following important contact numbers:-



- ❖ Family members
- ❖ Your class teacher
- ❖ Your close friends(any 3)

4. Write and learn these new words.

village

proper

bundle

scream

squeeze

stairs
away
garbage

natural
medicine
army

breathe
trunk
end

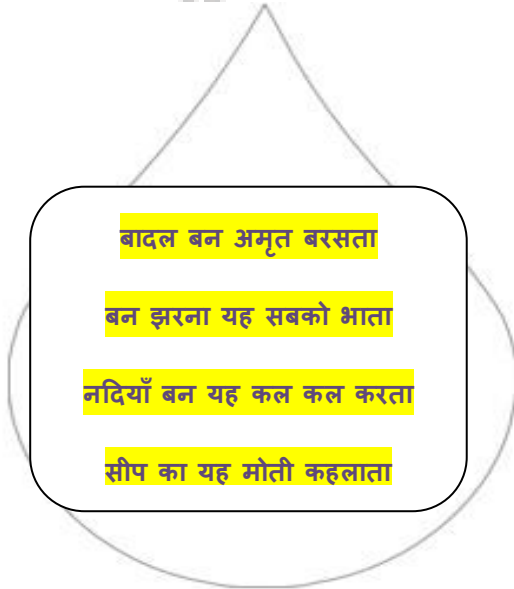
giant
around
before

upon
traffic
after

हिंदी



1. दो पानी की बूँदें बनाएँ और पानी की एक बूँद पर जल पर एक कविता तथा 1 बूँद पर उसे बचाने के लिए चित्र द्वारा संदेश दे।



2. बच्चों को अपने नाम के अक्षर के हिसाब से कुछ व्यंजन और स्वर दिए गए हैं इनका इस्तेमाल करके एक सुंदर सा वॉल हैंगिंग बनाएँ ।

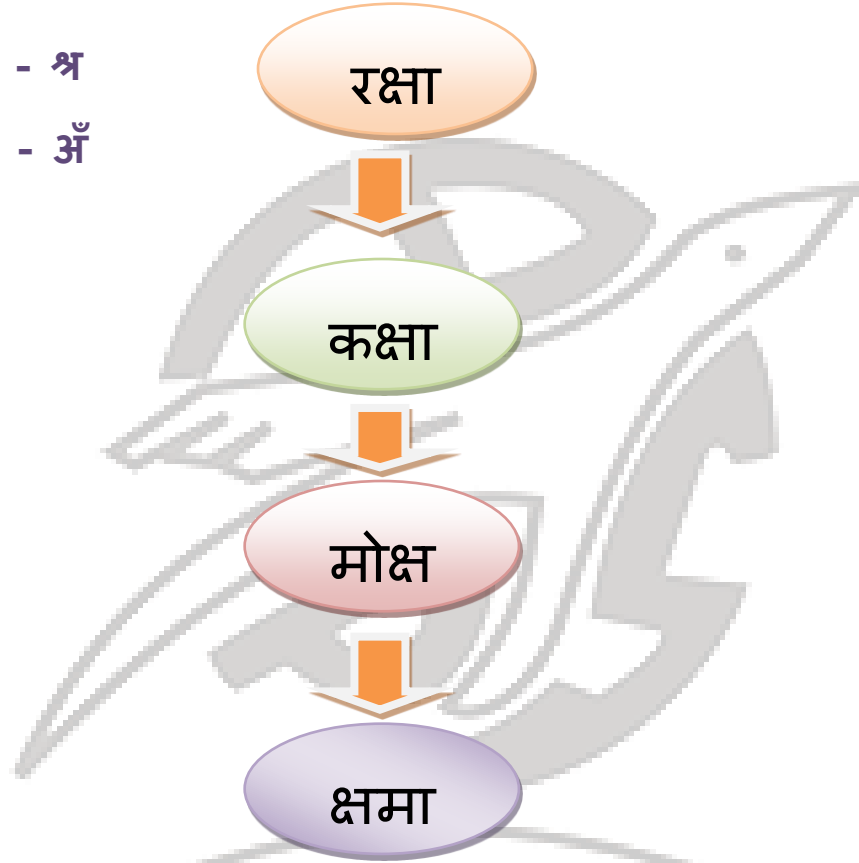
A TO E - क्ष

F TO J - त्र

K TO O - ज्ञ

P TO T - श्र

U TO Z - अँ



3. गर्मी में खाए जाने वाले चार फल और चार सब्जियों के चित्र बनाकर रंग भरों और उनके नाम लिखो ।

सब्जी

फल




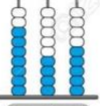
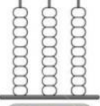
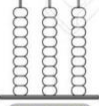
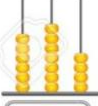
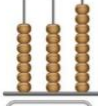




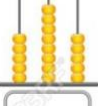
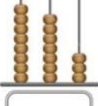
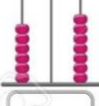





1. Write number names [400 to 450] in your class work notebook.
2. Write down the table of 6 and 7 in an interesting way.



3. In the left box write down the numbers and in the right box colour the beads according to the number given in the abacus. One has been done for you.

ANSWER DUTY'S CAL

 792	 	 	 745	 329	 580
 	 	 	 432	 951	 263
 	 	 	 178	 604	 896

4.

ANSWER DUTY'S CAL



Looking at the above calendar answer the following questions:

- ✚ Count the number of Sundays in the year 2021.
- ✚ Count the number of second Saturday in the year 2021.

✚ From which date your summer vacations started this year.

NOTE- USE MATHS NOTEBOOK FOR HOLIDAY HOMEWORK



Holidays Homework

Computer Science

Class : II

1. Make any one colourful chart from the given topics :-
 - I. Laptop Computer.
 - II. Desktop Computer.
 - III. Tablet.
 - IV. Keyboard and mouse.
2. Write any five uses of computer.
3. Write any five special features of a computer.
4. Collect pictures of different types of computer and paste them in your computer notebook.

NOTE: Use computer notebook for holidays homework.

ANSWER DUTY'S CAL

STAY HOME

STAY SAFE

Apex Public School

**SUMMER
VACATION**

**HOLIDAYS
HOMEWORK**

Class : 2

**Subject : ART &
CRAFT**

Name : _____

Section : _____

G.K.
HOLIDAY HOMEWORK

- Make a GK Notebook(interleaf)
- Decorate the notebook beautifully
- Find out the answer of the following and write both questions and answer in the notebook

QUESTIONS

1. Who was the first prime minister of India?
2. Who was the first woman prime minister of India?
3. Who was the first president of India?
4. Who was the first woman president of India?
5. Who is the current prime minister of India?
6. Who is the current president of India?
7. Who is the current vice president of India?
8. Who is the current chief minister of Delhi?
9. When do we celebrate the following?
 - a. Independence Day
 - b. Republic Day
 - c. Gandhi Jayanti
 - d. Teacher's Day
 - e. Children's Day
10. Where are the following monuments situated?
 - a. Red Fort