

# APEX PUBLIC SCHOOL

## CLASS 1



HOLIDAY

Homework

SUBJECT- ENGLISH

HEY KIDS!

Wish you a very happy holidays stay healthy, stay fit  
and stay safe.

## GENERAL INSTRUCTIONS

- *Remember to read textbooks and story books.*
- *Converse in English use golden words like Please, Thank you, Sorry, My pleasure, May I etc.*

### 1) Learn these Common / New words.

Are	All	Better
The	Your	Then
Family	Will	Friend
You	Why	There
Morning	How	Some
School	Members	Keep
Day	Have	Than



Did

Good

Once

**2) Watch short movies on YouTube**

**LITTLE RED RIDING**

**HOOD** <https://youtu.be/LDMWJCrDV>

[MI](#)

**3)** Draw the pictures of action words on A3 size sheet and decorate it.

**4)** Draw / paste the pictures of following naming words on a chart paper and decorate it beautifully.

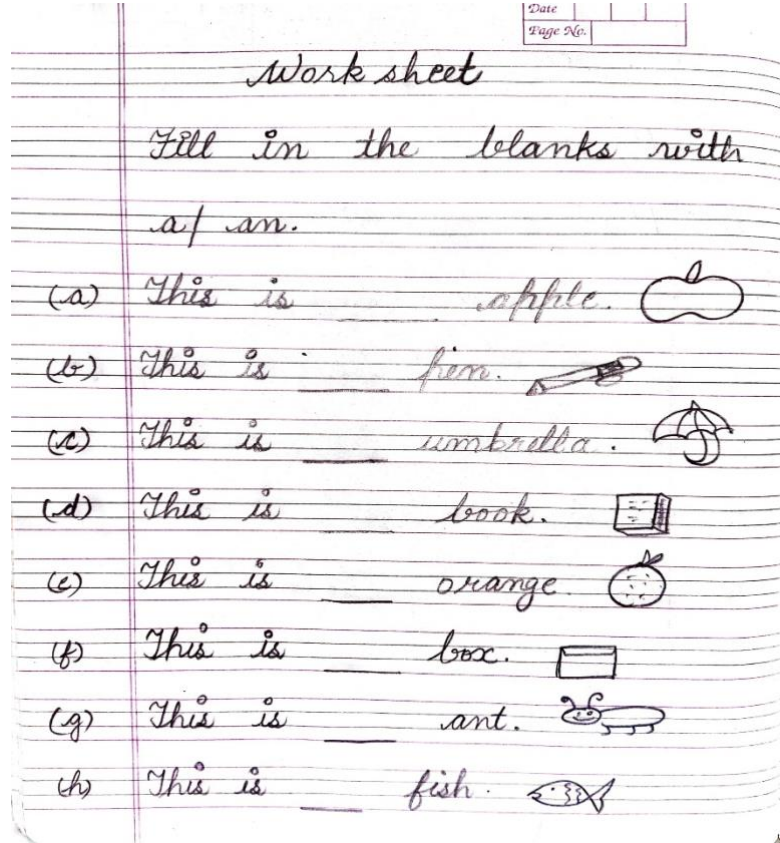
- **Animals**
- **Things**

**NOTE – TAKE HELP OF PAGE NO. 46 TINKER BUDS ENGLISH PART 1.**

**5)** Make a chart on singular/plurals with the help of the following words and decorate it beautifully.

- **Tree – trees**
- **Cat- cats**
- **Kite – kites**
- **Ball – balls**
- **Apple- apples**
- **Eye – eyes**
- **Pen – pens**
- **Ant – ants**
- **Book – books**

**6)** Do the following worksheet in your english notebook.




**NOTE- LEARN ALL THE WORK  
DONE IN YOUR ENGLISH AND  
HINDI NOTEBOOKS.**

## **विषय- ह दिंी**

- 1) दो, तीन तथा चार वर्णों वाले 5-5 शब्द एक ए-3 शीट पर चित्र सहित सुंदर सुंदर लिखें।
- 2) गुंचा अभ्यास पुस्तिका के पेज 4, 5, 6 पूरे करें।

- 3) हिंदी वर्ण माला को दिखाए गए चित्र की तरह रंगीन कागज का प्रयोग करते हुए अपनी हिंदी की उत्तर पुस्तिका में बनाए। ( Do the same as shown in the picture)



- 4) अपनी हिंदी की उत्तर पुस्तिका में आ की मात्रा से बने किन्ही 5 शरीर के अंगों के चित्र चिपकाकर उनके नाम लिखिए।
- 5) गुंचा भाग में पेज 23, 25, 27, 28, 29 , 30 किताब में पूरे कीजिए।
- 6) कक्षा में कराए गए काम का अभ्यास करें। ( Not to be done in Hindi fair notebook)

## SUBJECT- MATHS

1. Do practice of table 2 and 3 (dodging) in your rough notebook.

2. Learn number names (1 ---20)
3. Complete page no.12,23,16,17,18,21,22,39and 50 in your **TINKER MATHS PART 1.**
4. Make a beautiful chart of the following shapes-

**SQUARE**

**RECTANGLE**

**TRIANGLE**

**CIRCLE**

**OVAL**

5. Write the names of the year on an A3 size sheet and decorate it beautifully.
6. Draw a beautiful wall clock using paper plate and decorate it.



- 7) Do the following worksheets in your maths notebook. ( Use crayon colours )

# Work Sheet - 3

Count the pictures and write the numbers and number names.


1.



Number

Number names

2.




Number

Number names

3.



4.



Number

Number names

5.



Number

Number names

6.



Number

Number names

## COMPUTER

1. Make any one colourful chart

- Computer system

OR

- Natural and man-made things

2. Write any five things that you can do with the help of a computer.

3. Write the names of five machines, that you can see around yourself.

4. Name five natural and five man-made things.

5. Cut and paste different types of computers.

Desktop, Laptop , Tablet , Smartphone , Netbook.



**NOTE: Use computer notebook for Holidays Homework.**

## **SUBJECT- G.K.**

- Paste the pictures of any 4 festivals in a scrapbook.
- Draw/paste the pictures of the following in your scrapbook –  
National animal of India ( Tiger)  
National flower of India (Lotus)  
National Bird of India ( Peacock)  
ANational fruit of India ( Mango)
- Paste the pictures of various types of trees in your scrap file.
- Paste the pictures of following people who are your helpers in your scrap file .Also write one line about them.  
Sweeper  
Cobbler  
Gardener  
Plumber  
Postman

## **QUESTIONS**

**Learn the following questions.**

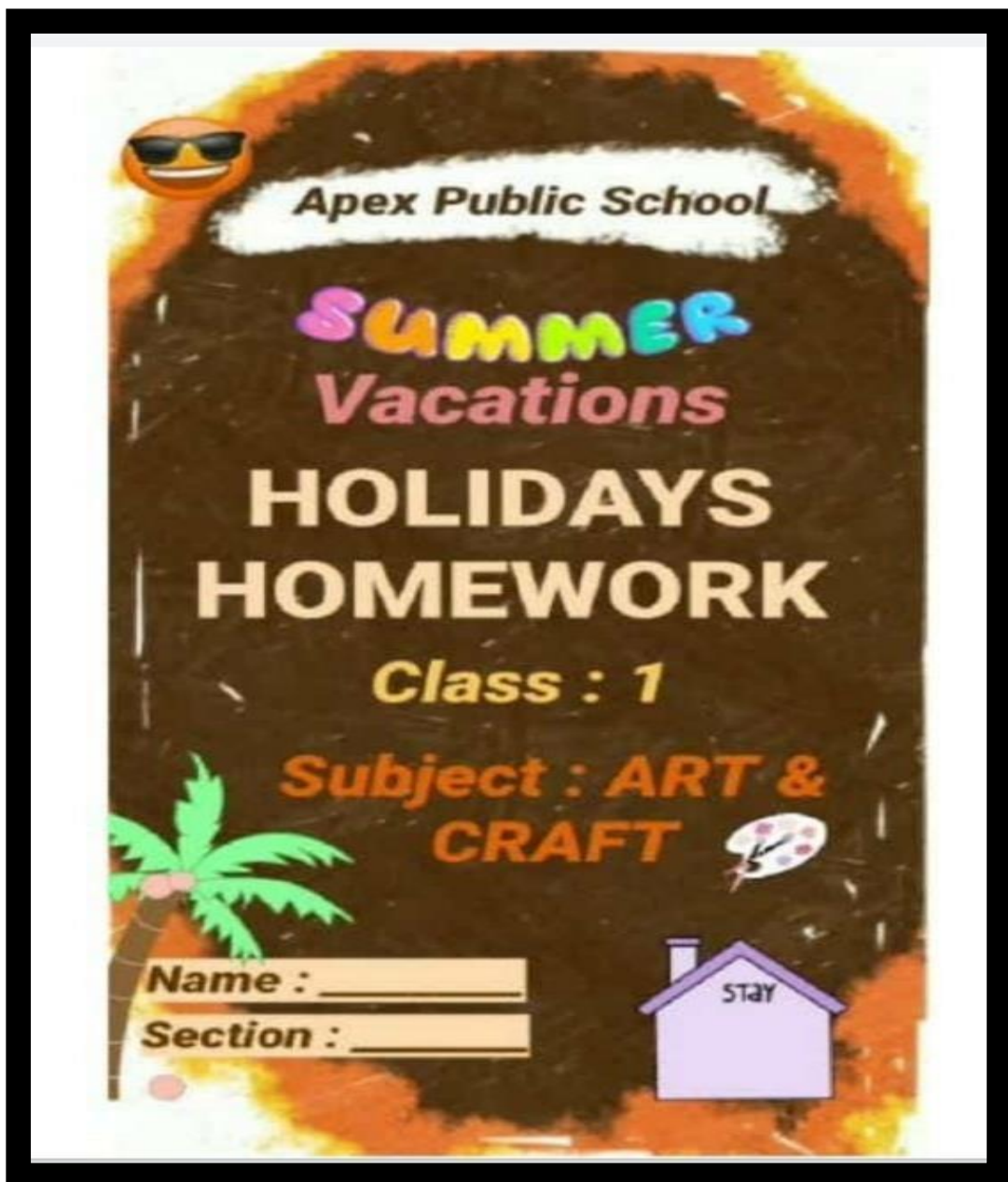
1. Who was the first prime minister of India?
2. Who was the first woman prime minister of India?
3. Who was the first president of India?

4. Who was the first woman president of India?
5. Who is the current prime minister of India?
6. Who is the current president of India?
7. Who is the current vice president of India?
8. Who is the current chief minister of Delhi?
9. When do we celebrate the following?
  - a. Independence Day
  - b. Republic Day
  - c. Gandhi Jayanti
  - d. Teacher's Day
  - e. Children's Day
10. Where are the following monuments situated?
  - a. Red Fort
  - b. Taj Mahal
  - c. Char Minar
  - d. Hawra Bridge
  - e. Gate way of India
11. Which is the largest state of India?
12. Which is the smallest state of India?
13. Which is the longest river of India?
14. Which is the highest Mountain of India?
15. Name the following
  - a. Chacha Nehra
  - b. Father of our Nation
  - c. Iron man of India
  - d. Missile Man of India
  - e. Neta Ji
16. Who composed Indian National anthem?
17. Who composed Indian National Song?
18. Name the Indian Spices useful in Corona Pandemic?

19. What is the national Sport of India?

20. Which sport are the following famous for?

- a. Sachin Tendulkar
- b. Dhyan Chand
- c. Milkha Singh
- d. Abhinav Bindra
- e. Viswanathan Anand
- f. P.T. Usha
- g. Saina Nehwal
- h. Marykom



Complete book page number 7 to 12 .

Craft work – photo frame with waste material

**STAY HOME, STAY SAFE & STAY HEALTHY CHILDREN!**

