

SUMMER
holiday is here!



APEX PUBLIC SCHOOL

SANT NAGAR, BURARI, DELHI-110084



GRADE II

HOLIDAY HOMEWORK 2022-23

FUN ACTIVITIES FOR SUMMER VACATION:-

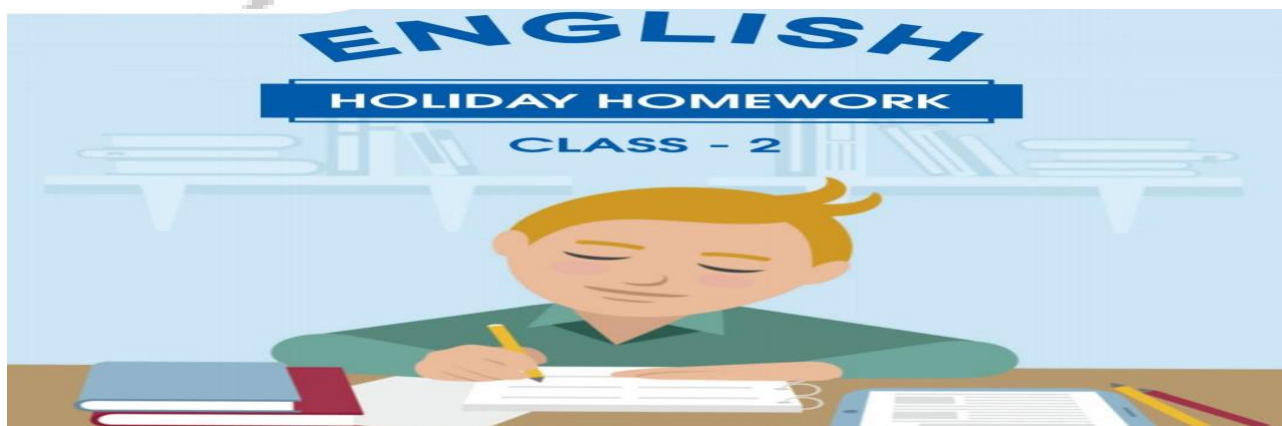
During the summer vacation try to speak in English with everyone; learn the school prayer and the school song. Learn to tie your shoelace, to button your shirts and dress smartly. Water the plants.

Guidelines:-

- Parents can be the facilitator for their child and encourage them to do their work themselves.
- Please work neatly.
- Be creative.
- During vacation revise the work that has already been done.
- Submit the holiday homework in the first week of joining after the vacation.
- Do English and Hindi reading daily.

ANSWER DUTY'S CALL

ENGLISH



1. READING ACTIVITY

“Reading is to mind what exercise is to body and prayer is to soul.”

Read lesson no.1 of English book ' Happy Face' and write down the following information in your English notebook:-

- i. Think of a new title for this story
- ii. Make this in your notebook.



- iii. Write and draw different body parts which were mentioned in the lesson.

' Happy Face.'

2. Make a book on the title “ALL ABOUT ME “using colorful pages.

Book will include:-your name, your handprints, your family members, your hobbies, your favorites etc.

You can draw or use pictures to make it more attractive.



3. Write (in the notebook) and learn these new action words.

Run	Eat	Kick	Smell	Laugh	Cook
Walk	Touch	Help	Catch	Think	Talk
Dance	Climb	Hop	Listen	Clap	Buy

4. Make the chart according to your roll numbers.

- (a) Roll no. 1 to 12 – Internal organs
- (b) Roll no. 13 to 25 – External organs
- (c) Roll no. 26 to 28 – Living and Non living things
- (d) Roll no. 29 to 40 – Opposite words
- (e) Roll no. 41 -50 – A , An

5. Learn this poem for recitation with actions and you can use the prop.

A SMILE

A smile is quite a funny thing,
It wrinkles up your face.

And when it's gone
you'll never find
Its secret hiding place.

But far more wonderful it is
To see what smiles can do.

You smile at one,
He smiles at you,
And so one smile
makes two.



6. Do this in the notebook and circle the action words in this.

ANSWER DUTY'S CAL

- 1) dog cat eat bone
- 2) Max talk the babysitter
- 3) Mother friend happy tells
- 4) open door to classroom
- 5) you finish your homework
- 6) nice child walk toward
- 7) candy teeth under makes
- 8) he eyes closed later
- 9) take bus home today
- 10) glass pour juice into



1. बच्चों को अपने नाम के अक्षर के हिसाब से कुछ व्यंजन और स्वर दिए गए हैं। इनका इस्तेमाल करके एक सुंदर सा वाल हैंगिंग बनाए।

A TO E - क्ष

F TO J - त्र

K TO O - ज्ञ

P TO T - श्र

U TO Z - अं

रक्षा

कक्षा

मोक्ष

क्षमा

2. गर्मी में खाए जाने वाले चार फल और चार सब्जियों के चित्र बनाकर रंग भरो और उनके नाम लिखो।
3. दिनों और महीनों के नाम अपनी कॉपी में लिखें।
4. गुंचा अभ्यास पुस्तिका के पेज नंबर 4, 5, 6, 7, 8 किताब में करें।




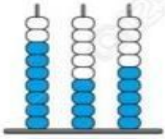
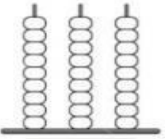
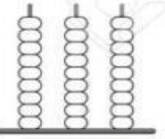



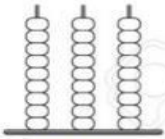
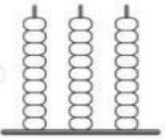
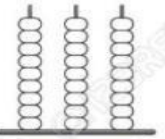



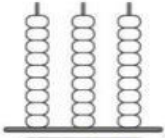
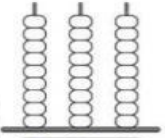
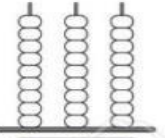


1. Write number names [300 to 400] in your class work notebook.
2. Write down the table of 12 and 13 in an interesting way.



3. In the left box write down the numbers and in the right box colour the beads according to the number given in the abacus.

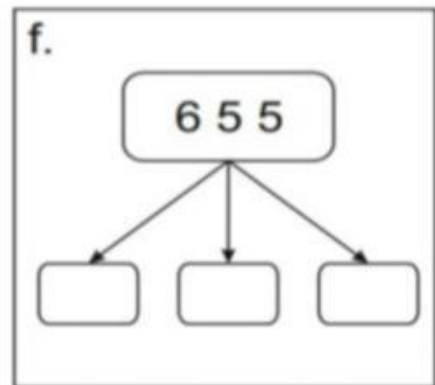
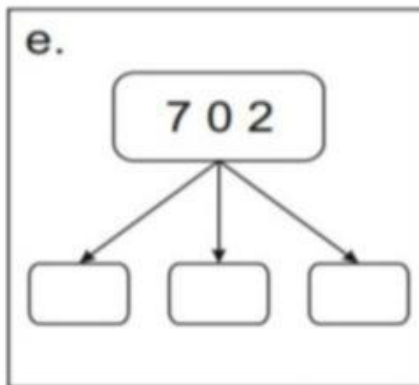
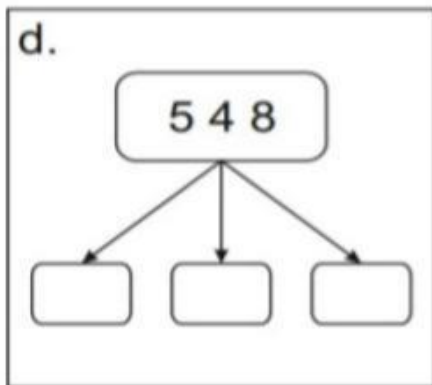
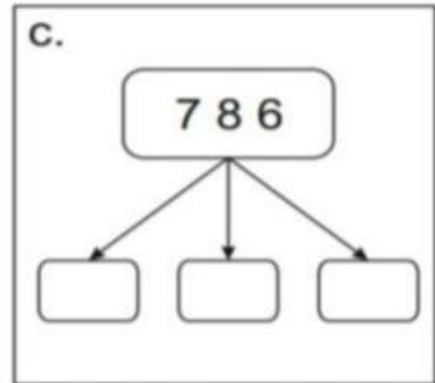
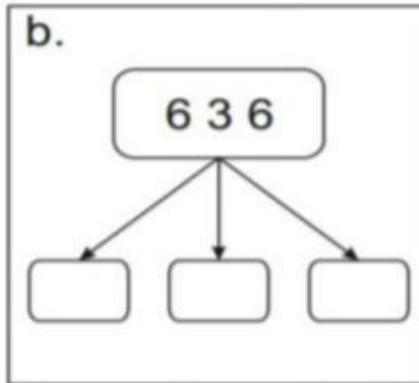
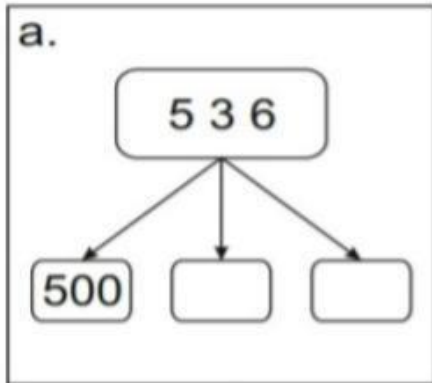
One has been done for you.

 <input type="text" value="792"/>	 <input type="text"/>	 <input type="text"/>	 <input type="text" value="745"/>	 <input type="text" value="329"/>	 <input type="text" value="580"/>
 <input type="text"/>	 <input type="text"/>	 <input type="text"/>	 <input type="text" value="432"/>	 <input type="text" value="951"/>	 <input type="text" value="263"/>
 <input type="text"/>	 <input type="text"/>	 <input type="text"/>	 <input type="text" value="178"/>	 <input type="text" value="604"/>	 <input type="text" value="896"/>

ANSWER DUTY'S CAL

Find my place!

Write the place value of each digit as shown.



5. Do page no. 4, 5, 6, 7, 8 in EXCEL WITH PRACTICE BOOK.

NOTE- USE MATHS NOTEBOOK FOR HOLIDAY HOMEWORK

Computer Science

1. Make any one colourful chart from the given topics

:-

I. Laptop Computer.

II. Desktop Computer.

III. Tablet.

IV. Keyboard

V.

2. Write any five uses of computer.

3. Solve the crossword puzzle on the basis of the clues given in the book.

(BRAIN TEASERS) Page no. 10.

4. Collect pictures of different types of computer and paste them in the computer notebook. (Palmtop , Desktop , Laptop , Super computer)

NOTE: Use computer notebook for holidays homework.

G.K



- Make a GK Notebook(interleaf).
- Decorate the notebook beautifully.
- Find out the answer of the following and write both questions and answer in the notebook.

QUESTIONS

1. When do we celebrate the following?
 - a. Independence Day
 - b. Republic Day

- c. Gandhi Jayanti
- d. Teacher's Day
- e. Children's Day
- f. World Cartoonist Day
- g. Earth Day
- h. International Day for Monuments and Sites
- i. International Children's Book Day

2. Where are the following monuments located?

- a. Taj Mahal
- b. Red fort
- c. Gateway of India
- d. India Gate
- e. Victoria Memorial
- f. Charminar
- g. Hawa Mahal

3. Paste the pictures of the following cartoons:-

- a. Mickey Mouse
- b. Tom and Jerry
- c. Scooby Doo

4. Make a card for your Father on Father's Day.

5. Paste /Draw pictures of 5 Musical Instruments.

6. Look at the picture of plants and write their names in your notebook.

ANSWER DUTY'S CAL



ART Holidays Homework



- ❖ Complete book page no. 7 to 15
- ❖ Craft work : first aid box by using waste material .