

APEX PUBLIC SCHOOL



A decorative border surrounds the text area. At the top left is a colorful kite. At the top right is a smiling sun with a face. At the bottom are two children: a boy in a yellow shirt and blue overalls holding a pencil, and a girl in a green dress holding a doll. There are also illustrations of a beach ball, a bucket, and a shovel on the grass.

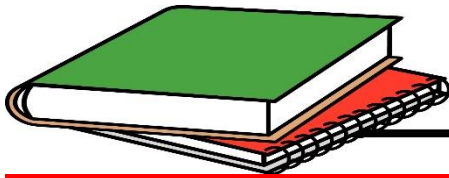
GENERAL INSTRUCTIONS

“Each child is an individual and must be allowed to bloom, express his feelings and ideas.”

Dear Parents, spend time listening to your child, sharing household chores, playing, laughing, exercising, relaxing and above all praying. Let’s bond with each other.

- 1.Heath is Wealth! Build up your stamina by indulging in Yoga, Meditation, Aerobics and on the spot jogging.**
- 2.Eat healthy nutritious and delicious food prepared at home with some guidance and supervision. Increase your immunity.**
- 3.Drink sufficient quantity of water to keep yourself hydrated.**
- 4.Conserve water and use water for washing vegetables and fruits for watering plants at home. Use electricity judiciously.**
- 5.Arrange your own belongings yourself and follow rules of hygiene.**
- 6) Update your knowledge about the happenings in our country and round the world.**
- 7) Communicate in English.**
- 8) Respect your parents and grandparents.**

Stay strong! Stay healthy!



English

1. Reading makes us a better person. Read at least one story every week and write it down in cursive handwriting in your Holidays homework notebook. (Kindly, make 1 holidays homework notebook 3in1 for English, Hindi and Maths)

2. Learn and recite any 1 poem.

3. Daily search 5 new words from the newspaper/ storybooks and write it down in your notebook

4. Take the print out of the below worksheet and complete it and paste it in your English notebook.

1. Find words in the grid and then use them to complete each sentence.

g	u	e	s	s	b	m
f	h	j	d	e	r	o
o	e	u	o	m	a	d
r	a	i	z	p	k	e
t	v	c	e	t	e	r
y	y	e	n	y	s	n

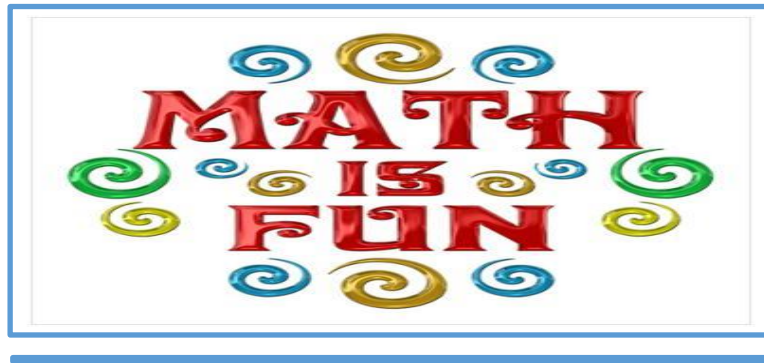
- A feather is light but gold is _____.
- This bottle is full but this one is _____.
- The liquid part of fruit is called _____.
- Our new school is a _____ building.
- I tried to _____ the answer to the question.
- The motorist quickly pushed on the _____.
- I bought a _____ eggs at the supermarket.
- The number after thirty-nine is _____.

5. Make a creative and beautiful chart on common and proper nouns using pictures.



1. हर सप्ताह एक कहानी पढ़ें व उसको सुन्दर ढंग से अपनी कॉपी में सुलेख की तरह लिखें।
2. किन्हीं दो कविताओं का सस्वर वाचन करें तथा याद करें। (पाठ्य पुस्तक से)
3. नीचे दिए गए कार्य को अपने अनुक्रमांक (रोल नंबर) के अनुसार कीजिए।
(यह कार्य किसी "वॉल हैंगिंग, चार्ट पेपर या मॉडल" के द्वारा किया जा सकता है।)

1. रोल नंबर 1 से 11 – विभिन्न राज्यों की भाषाएँ।
2. रोल नंबर 12 से 23 – वचन (एकवचन - बहुवचन)
3. रोल नंबर 24 से 34 – लिंग (स्त्रीलिंग - पुल्लिंग)



1. Solve the riddles and do it in your Maths notebook.

ITS RIDDLE TIME
Guess Who Am I?

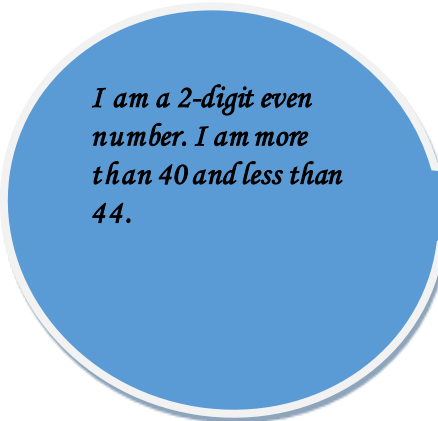
I am an odd number. I am more than 140 but less than 142.

I am between 0 and 10. I am more than 2. I am the number before 4.

I am the smallest 3-digit number. If you add 4, my digits become



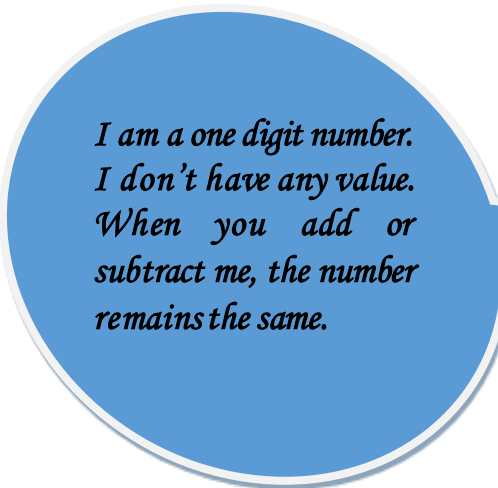
*I am not an even number.
I am between 160 and
164. I am not 163.*




*I am a 2-digit even
number. I am more
than 40 and less than
44.*



*I am between 100 and
110. I am more than 102.
I am the number before
104.*



*I am a one digit number.
I don't have any value.
When you add or
subtract me, the number
remains the same.*



2. Take the print out of the below worksheet and complete it and paste it in your Maths notebook.

WORKSHEET No. 1 (Lesson – 1)

Q1. Fill in the blanks.

1. Greatest 2-digit number _____
2. Greatest 3-digit number _____
3. Smallest 4 – digit number _____
4. Greatest 4 – digit number _____

Q2. Write the numbers.

1. Three hundred fifty-four _____
2. Five hundred forty-one _____
3. Six hundred sixty-three _____
4. Eight hundred twenty-six _____

Q3. Write the number names.

1. 1430 _____
2. 3261 _____
3. 4352 _____
4. 6433 _____

Q4. Write the expanded form of the following.

- (a) 413 _____
- (b) 1620 _____
- (c) 1234 _____
- (d) 3523 _____

Q5. Write the standard form/short form of the following.

- (a) $310 + 30 + 21 =$
- (b) $500 + 2 =$
- (c) $621 + 70 =$
- (d) $702 + 23 + 26 =$

Q6. Write the place value of the underlined digit and face value of the coloured digit.

	Number	Place Value	Face Value
1.	1 <u>3</u> 4 <u>6</u>		
2.	3 <u>2</u> 4 <u>5</u>		
3.	4 <u>3</u> 5 <u>1</u>		
4.	<u>6</u> 324		

Q7. Compare the numbers. Put $>$, $=$, $<$ in the blanks.

(a) 324 _____ 434

(b) 349 _____ 629

(c) 3141 _____ 2164

(d) 8243 _____ 8243

Q8. Arrange the following numbers in ascending and descending orders.

1. 7438, 4238, 3714, 9234

Ascending: _____

Descending: _____

2. 4710, 2238, 4237, 1037

Ascending: _____

Descending: _____

3. 2203, 1224, 3213, 7134

Ascending: _____

Descending: _____

4. 8235, 2165, 6321, 4211

Ascending: _____

Descending: _____

ACTIVITY.

1. Draw colourful butterflies/flowers/candles and arrange them in ascending and descending order, placing the given digits inside them in A 3 / A 4 sheet available at home. Write your name, class and section on top of the sheet. Click photo with your sheet and send it.

➤ 158, 1002, 856, 704, 3450, 85, 329

2. Make a Magic Box for odd/even using waste material like shoe box/empty box, match stick, coloured papers and make a video explaining about the box and send it.

ENVIRONMENTAL STUDIES



1. **“Cook with your grandparents / family members”.** Click pictures and send it.

2. Make a photo frame using waste materials and paste your family picture on it. Use your creativity to decorate the frame.

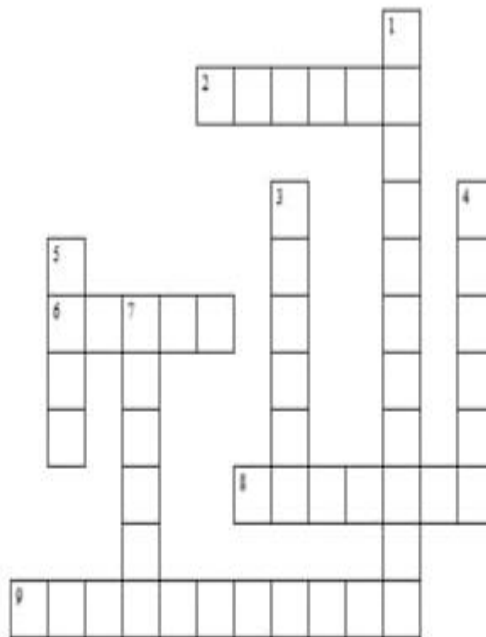
3. Take the print out of the below worksheet and complete it and paste it in your Evs notebook.

DATE: _____

CLASS : III

ROLL No. ____

Q.1 Read the clues below and fill in the letters for each of the answers in the boxes of the crossword puzzle.



Across

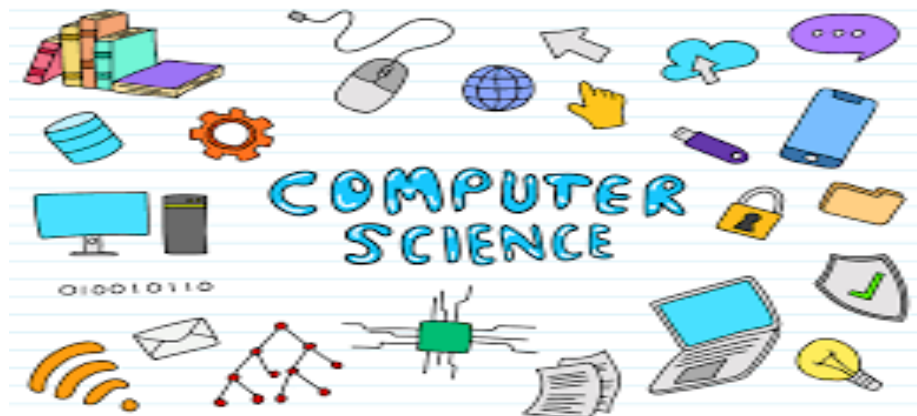
- 2. He is also known as Dad
- 6. Your father's brother
- 8. A boy that has the same parents as you.
- 9. Your mother's father

Down

- 1. Your father's mother
- 3. She gave birth to you
- 4. A girl who has the same parents as you
- 5. Your father's sister
- 7. Your aunt's child



1. Complete book page number 5 to 12.
2. Craft work – Wall hanging by using waste material.



1. Make any one colourful chart from the given topics:
 - I. Desktop computer.
 - II. Input Devices.
 - III. Output Devices.
 - IV. Storage Devices.

2. Write a short note on the following topics:

- I. Hardware. (Page no. 5)**
- II. Software. (Page no. 9)**
- III. Impact Printers.**
- IV. Non-Impact Printers.**

3. Collect information about INDIAN Super Computers and make a project file.

4. Collect different pictures of Computer Hardware parts and paste them in the Computer notebook.

Note: Use computer notebook for Holidays Homework.



1. Make a chart of 5 states of India and their capitals with pictures.

2. Make a resource file on the seven wonders of the world by pasting pictures.

3. Write the names of famous players of India and paste their pictures. Also describe their achievements.

Stay Safe
AND
Healthy

Have a great

VaCation!