



CLASS 6th HOLIDAY HOMEWORK

2022 -23

हिंदी

नोट- * अवकाश गृहकार्य एक अलग कॉपी में करें।

* अवकाश गृहकार्य के अंक दिए जाएँगे।

* सभी को इसे जमा करवाना है।

1. कक्षा में पढ़ाए व समझाए गए सभी पाठों को दोबारा पढ़ें व उनके प्रश्नोत्तर लिखकर याद करें।

2. अधूरा कार्य पूरा कीजिए।

3. 5 पृष्ठ सुलेख लिखें।

4. स्वच्छ भारत या कोविड पर 80-100 शब्दों में निबंध लिखो।

5. एक चार्ट पेपर पर विभिन्न धार्मिक स्थलों के



चित्र लगायें तथा उनके नाम लिखिए ।

6. 'धरती संरक्षण ' के प्रति जागरूकता फैलाने के लिए स्लोगन लिखकर पोस्टर बनाएं।

7. 20 -20 पर्यायवाची व विलोम शब्द लिखें ।

8. भारत की अलग अलग बोलियों में स्वागत के लिए बोले जाने वाले शब्द ढूँढ़कर देवनागरी लिपि में लिखो ।

9.स्क्रेप बुक में अपनी माँ की तस्वीर लगाइए और उनके बारे में एक अनुच्छेद सुन्दर लेख में लिखिए।

10. किताब में दी गई कविताओं के अलावा कोई एक कविता सुर, लय, ताल में याद करें व कक्षा में सुनाइए ।

निम्नलिखित विषयों पर मॉडल व चार्ट बनाइए:-

1) रोल नंबर 1-5 : 'धरती बचाओ' विषय पर





आकर्षक मॉडल बनाएँ ।

2) रोल नंबर 6-10: 'स्वच्छ भारत, स्वस्थ भारत' को दर्शाते हुए आकर्षक मॉडल बनाएँ ।

3) रोल नंबर 11-15: 'आज़ादी का अमृत महोत्सव' पर सुंदर चार्ट बनाइए ।

4) रोल नंबर 16-20: हिंदी के महान कवियों पर सुंदर लिखावट में चार्ट बनाइए ।

5) रोल नंबर 21-25 : 'काल' के ऊपर मॉडल बनाएँ ।

6) रोल नंबर 26-30: संज्ञा या सर्वनाम के ऊपर Working Model बनाइए ।

7) रोल नंबर 31- 35: अपने पसंद के किसी भी विषय पर आकर्षक मॉडल बनाइए ।

8) रोल नंबर 36- 40 : हिंदी की प्रसिद्ध कविताओं को सुंदर ढंग से चार्ट पर लिखें व चित्र

भी चिपकाएँ ।


9) रोल नंबर 41- 44: हिंदी से संबंधित महान रचनाकारों के Sketch बनाइए ।

संस्कृत

1. कक्षा में पढ़ाए गए सभी पाठों का हिंदी अनुवाद व अभ्यास कार्य दोहराएँ ।
2. 1 से 20 तक संख्यावाची शब्द लिखकर याद करें।
3. धातु - रूप -पठ्, गम् , भ्रम्, क्रीड् (लट् लकार)में लिखकर याद करें ।
4. शब्द - रूप :- नदी के शब्द रूप को लिखकर याद करें ।
5. संस्कृत में कोई भी 2 श्लोक अर्थ सहित लिखकर याद करें ।



MATHS



Q.1 WRITE THE STEPS OF ESTIMATION AND ROUNDING OFF NUMBERS ON A-4 SIZE SHEET. (PAGE NO.15)

Q.2 WRITE IN HOLIDAY HOME WORK COPY,THE PROPERTIES OF WHOLE NUMBERS(CLOSURE,COMMUTATIVE ,ASSOCIATIVE , AND DISTRIBUTIVE) FOR ADDITION,SUBTRACTION,MULTIPLICATION AND DIVISION. (PAGE NO.30)

Q.3 DO IN HOLIDAY HOME WORK COPY, WORKSHEET 2(PAGE NO.42)



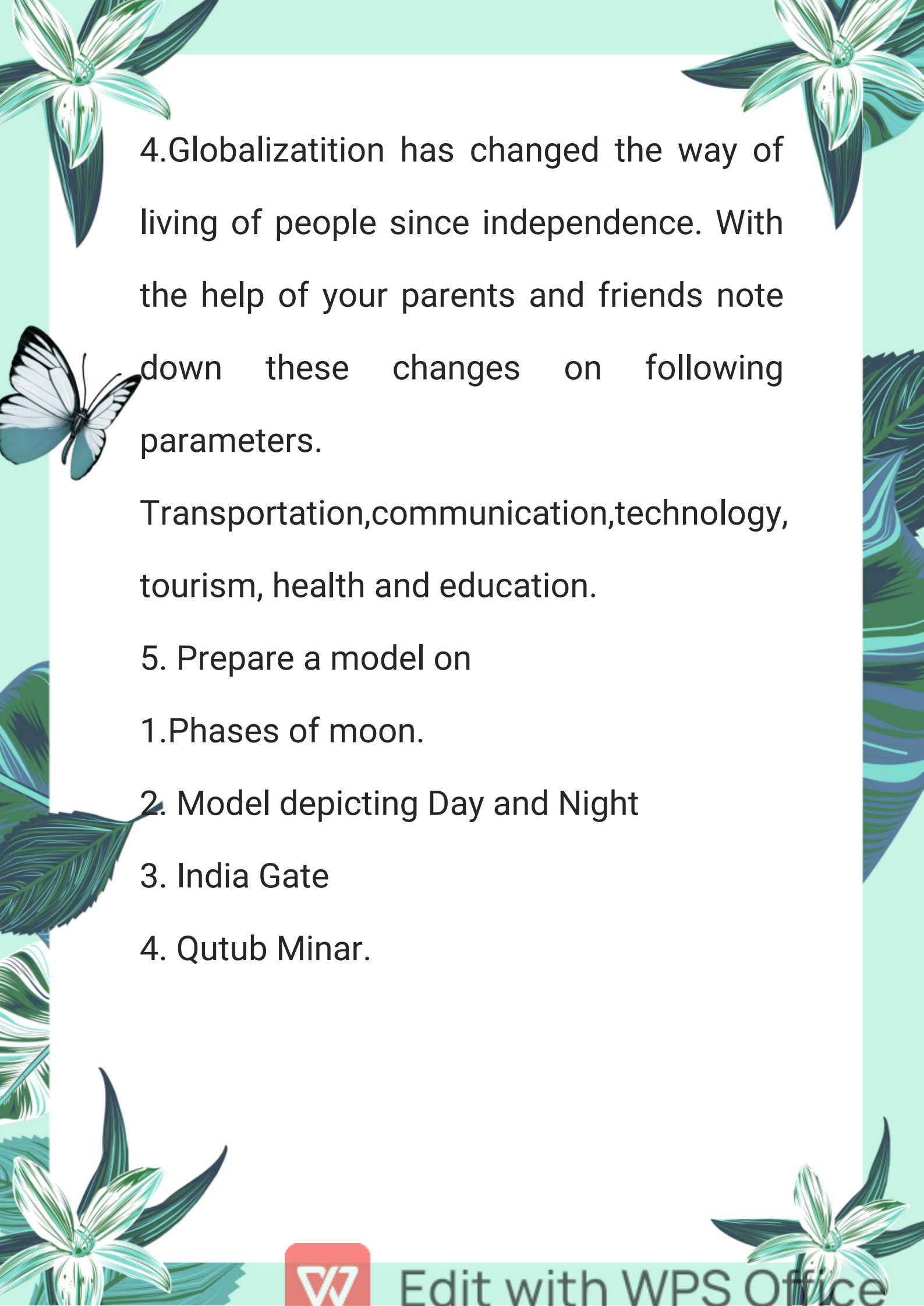
SOCIAL SCIENCE

1. Revise Chapter-1 of History, Civics and Geography for PA-1.

2. Draw a neat and clean 3D diagram of SOLAR SYSTEM in A4 Size sheet / make a working model of the SOLAR SYSTEM

3. As per your learning in class make a list of any five states of India showing the following points.

Paste the maps of any 5 states of India, Write about the language spoken, food festivals, dance forms, dress worn, religious places etc paste pictures also in your scrap book.

The page is decorated with stylized illustrations of flowers and a butterfly. There are two large flowers in the top corners, one in the bottom left, and one in the bottom right. A butterfly is on the left side. The background is a light green color with a white central area for text.

4. Globalization has changed the way of living of people since independence. With the help of your parents and friends note down these changes on following parameters.

Transportation, communication, technology, tourism, health and education.

5. Prepare a model on

1. Phases of moon.
2. Model depicting Day and Night
3. India Gate
4. Qutub Minar.





ENGLISH

Write a paragraph on



*My school

*Importance of games

*An excursion to a historical place / city

*The movie I like most

*Importance of education

Draw a chart on



Nouns (Roll Number 1-10)

Pronouns (Roll Number 11-20)


Poem – The Grasshopper and the Cricket
(Roll Number 21-30)

Life profile of Sudha Murthy (Roll Number
31-40)






Articles (A/An/The) (Roll Number 41 & above)



Read the newspaper everyday and make a resource file on IPL describing teams, captains and their players, important matches, winner and runner etc. pasting relevant pictures and newspaper cuttings.

Write a diary describing your daily routines date wise.




[Note : Make a separate copy , cover it and decorate it to do the English holiday homework.]





SCIENCE

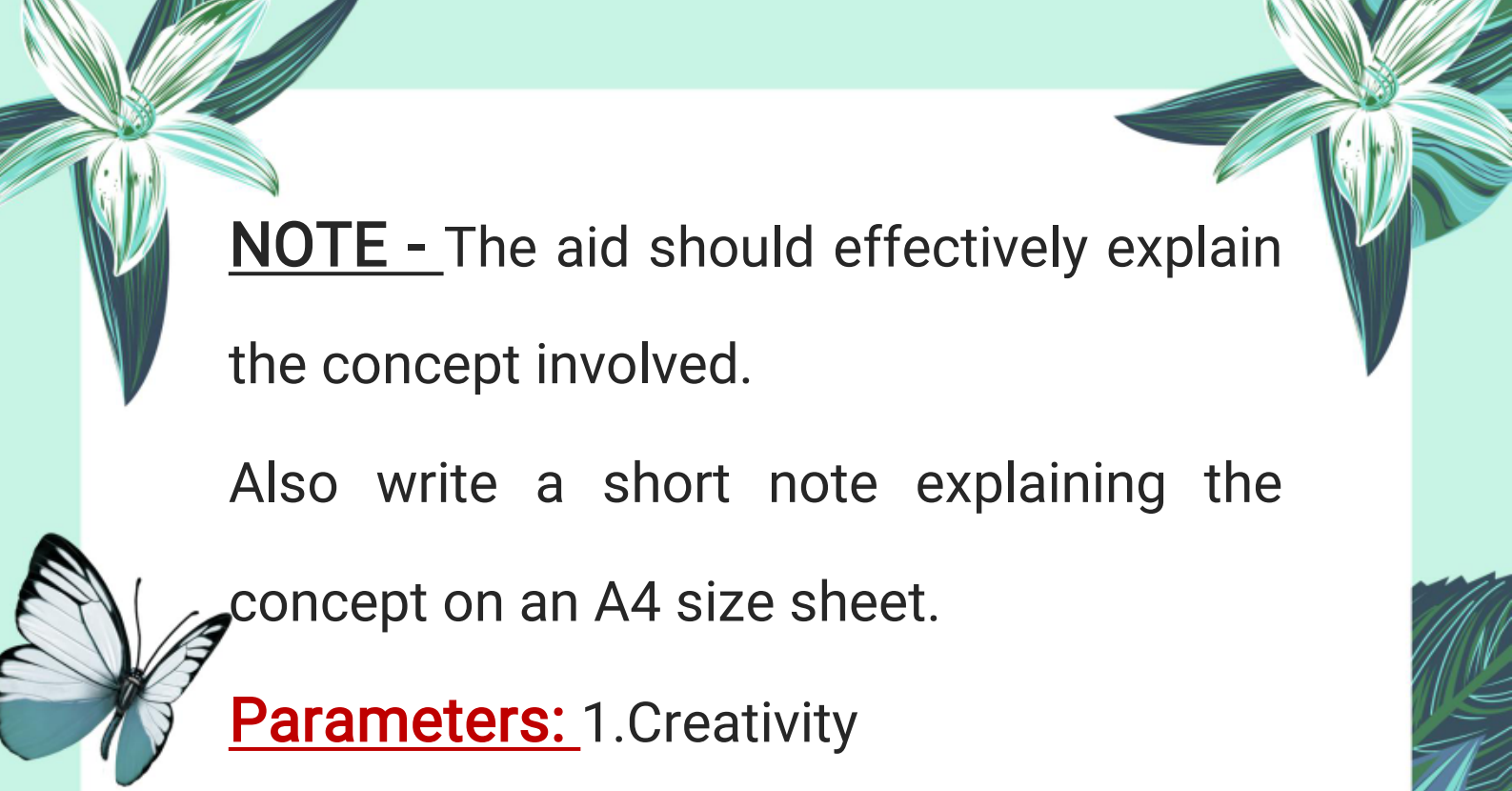


Make your own teaching aid (Models, Pictorial 2D/ 3D charts, Flash Cards etc) -

How to do: Prepare a teaching aid on the topics mentioned below as per your roll numbers.

<u>TOPIC</u>	<u>ROLL NUMBERS</u>
Oscillatory / Vibratory motion	1-10
Animals classification based on feeding habits	11-20
Foods from various plant parts	21-30
Periodic / Non-Periodic motion	31-40
Sorting materials based on conductivity	41 onwards





NOTE - The aid should effectively explain the concept involved.

Also write a short note explaining the concept on an A4 size sheet.

Parameters: 1.Creativity

2.Presentation of Aid

3. Concept Clarity

PROJECT –

Make a list (with pictures) of food items generally taken by people of different regions of India. Place these on a large outline map of India to display in your classroom.

With the help of your parents, make Paneer from Milk (using lemon and



vinegar) and Fruit Jam (using fruits, sugar and masher).



How to make Paneer ?



BEST OUT OF WASTE -

How do you best use your household waste?

Find out creative ways of reusing the waste items such as empty noodle cups, used envelopes, worn out jeans, broken glass bangles etc. Make some creative



and attractive things from these wastes as illustrated below.



- * Learn and revise your Science syllabus.
- * Avoid junk food!! Drink plenty of water, milk and juices; eat salad, fibrous fruits more and more in the summer to stay healthy.
- * Do exercise, cycling and morning walk in Holidays.

ART AND CRAFT

CREATING COMES FROM TRUST, TRUST YOUR INSTINCT.

Lets have fun with doing art and craft.

It's high time to show your creativity and make your time useful.

Craft work


Topic - Bird Mask

Material to be used - A4 size Colour Pastel Sheet, Fevicol and Scissor.





COMPUTER SCIENCE



Make any one pamphlet or a collage of A3 size on the following topic:

- 1) Types of Computers
- 2) History of Computer
- 3) Latest Memory Devices
- 4) Latest Output Devices
- 5) Latest Input Devices
- 6) Types of printer
- 7) Latest Hardware

- Prepare a Model on any topic from chapter 1 (take ideas from internet)

Do revise your chapter - 1.



Have a great



VaCaTion!

