

APEX PUBLIC SCHOOL

CLASS 1

2023-2024

Hello
SUMMER
time



Dear parents ,

We wish you and your child a very happy summer holiday. It is time to enjoy and create a bond with family, friends and relatives. To utilise this time in the most constructive way we have prepared Holiday Homework for the students on the principle of “learning by doing**” for his /her holistic development.**

kindly ensure that the holiday homework is completed by the students under the guidance of the parents.

Physical development

- **Take your child with you for morning /evening walk .**
- **Play different games like ludo , hide and seek , football, chess etc. with your child. This will encourage them to express freely and will make them more responsible.**

Language development

- **Encourage your child to converse in English .**
- **Choose any one object from your surroundings everyday ,let your child speak few lines on it to develop their speaking skills .**

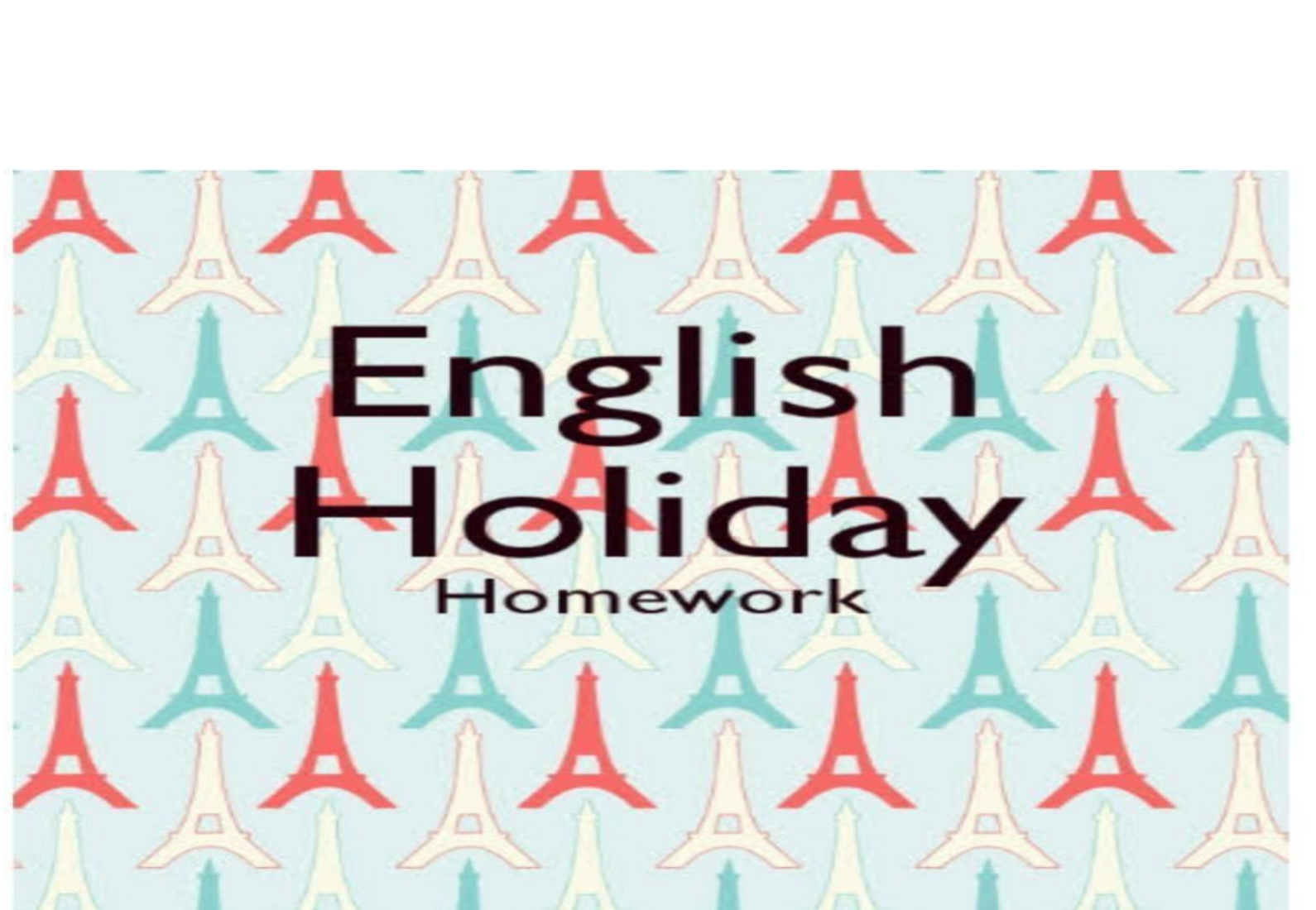
We are positive that the combined endeavours shall bring about the desired all - around development of the child.

GENERAL INSTRUCTIONS

- **Remember to read textbooks and story books.**
- **Converse in English use golden words like Please, Thank you, Sorry, My pleasure, May I etc.**
- **Learn the school prayer and meal prayer given in the diary.**

ART INTEGRATION PROJECT

**- Make a collage on -
Festival of Lakshadweep,
Andaman and Nicobar
Islands and decorate it
beautifully.**



English Holiday Homework

1. Learn these Common /New words:-

Thorn	Thumb	Your	Better	Family
School	Day	Friend	Members	Path
Bath	Tooth	Catch	Climb	Garden

2. Watch short movies on YouTube

LITTLE RED RIDING HOOD

<https://youtu.be/LDMWJCrDV MI>

3. Paste the pictures of different rooms in a house with their names on A3 size sheet and decorate it beautifully .

4. Write the poem of sense organs page no – 40,41 In Tinker Buds part 1 on an A3 sheet. Decorate it beautifully using pictures of sense organs.

5. Make a beautiful Family Tree on an A3 size sheet.

6. Practice 10 pages of cursive handwriting in a separate notebook.


7. Do the following worksheets in your English notebook.

SPELL CHECK

Circle the correct word to match the picture.

KIDPID.COM

	won one on		feet feat feit
--	------------------	---	----------------------

	boy bouy boi		wolk walk wlk
---	--------------------	--	---------------------

	moon mun moom		huse hose house
---	---------------------	--	-----------------------

JOIN THE WORDS

LOOK AT THE PICTURES
AND ARRANGE THE WORDS CORRECTLY.



P
E C N I
L

□ □ □ □ □ □



U
S N

□ □



T
A R

□ □



K
N O E Y
M

□ □ □ □ □ □



O
N M
O

□ □ □

1. My name is _____.



2. I am _____ years old.

3. I have _____ brothers.

4. I have _____ sisters.



5. My father's name is _____.



6. My father works at _____.

7. My mother's name is _____.

8. My mother works at _____.

9. My nationality is _____.



10. My favourite fruit is _____.

11. My best friend is _____.



12. My hometown is _____.


13. My grandmother's name is _____.

14. My grandfather's name is _____.

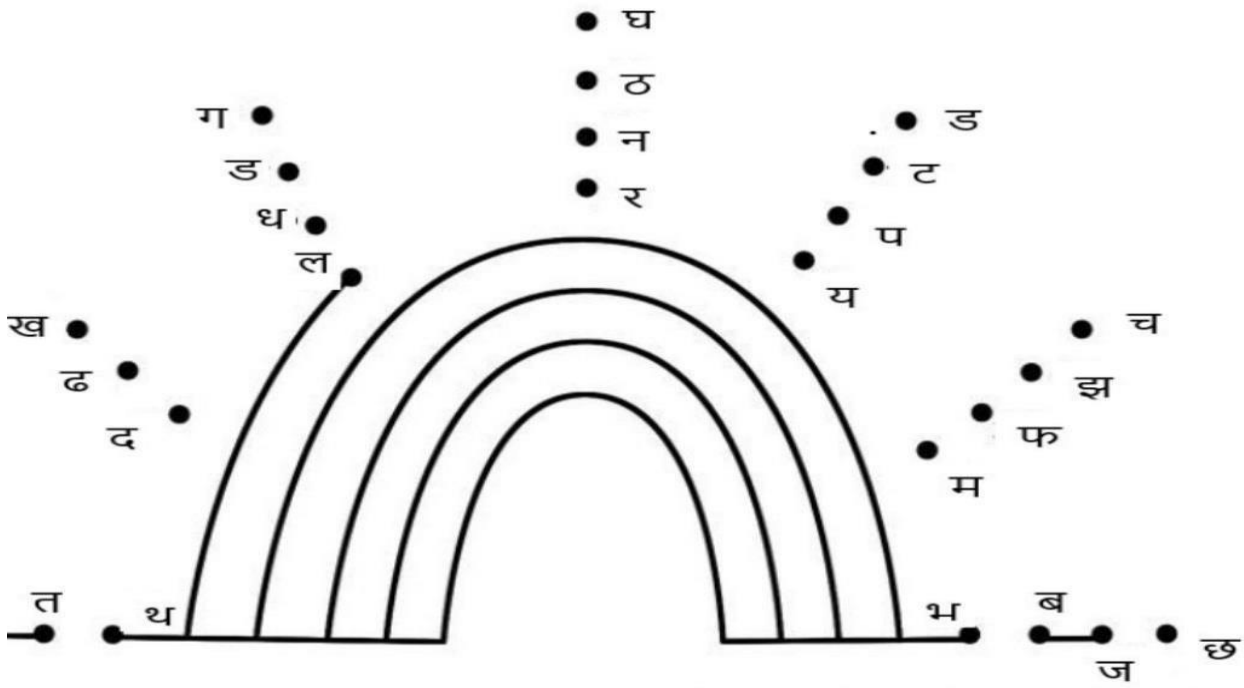



हिंदी

- 1) दो, तीन तथा चार वर्णों वाले 5-5 शब्द एक ए-3 शीट पर चित्र सहित सुंदर-सुंदर लिखें ।
- 2) अपनी हिंदी की उत्तर पुस्तिका में आ की मात्रा से बने किन्हीं पांच शरीर के अंगों के चित्र चिपका कर उनके नाम लिखिए ।
- 3) कक्षा में कराए गए काम का अभ्यास करें। (Not to be done in Hindi fair notebook)
- 4) सुलेख के सुंदर-सुंदर 10 पेज कॉपी में करें।
- 5) हिंदी वर्णमाला को दिखाए गए चित्र की तरह रंगीन कागज़ का प्रयोग करते हुए अपनी हिंदी की उत्तर पुस्तिका में बनाएं ।
(Do the same as shown in the picture)



व्यंजनों के बिंदुओं को जोड़कर चित्र पूरा कीजिए व रंग भरिए - (भाषण - पठन भाषायी कौशल)



आ की मात्रा लगाकर शब्द पूरे करो और
चित्र में रंग भरो।

गड़-गड़, गड़-गड़ ब दल अ य
ब दल अ य, जल भर ल य।
क ल क ल ब दल छ य
छम-छम, छम-छम जल बरस य।



जोड़ कर शब्द पूरे करो-







Math

q.1 Learn number names (1 ---20)

q.2 Complete page no.51,53,54 in your **TINKER MATHS PART 1.**

q.3 Complete page no.3,4,5,6,7,8,9,10,11 and 12 in your **Tinker Maths Excel with Practice.**

Q.3 Make a beautiful chart of the following shapes-

SQUARE RECTANGLE

TRIANGLE CIRCLE OVAL

Q.4 Write names of the year on an A3 size sheet and decorate it beautifully.

Q.5 Draw a beautiful wall clock using paper plate and decorate it.



Q.6 Do the following worksheets in your math's notebook. (Use crayon colours)

Addition - Count the objects, write the numbers and find the sum (1-10)



+



=



+



=



+



=



+



=




+



=

Name: _____



My hat has:

_____ circles

_____ rectangles

_____ squares

_____ triangles

My face has:

_____ circles

_____ triangles

_____ squares


My arms are:

My body is a:

My legs are:

My feet are:

Computer Science



1. Make any one colourful chart

- **Computer system (Page no. 7)**

OR

- **Natural and man-made things (Page no. 8)**

2. Write any five things that you can do with the help of a computer.

3. Write the names of five machines, that you can see around yourself.

4. Name five natural and five man-made things.

5. Cut and paste different types of computers.

Desktop, Laptop , Tablet , Smartphone.

6.CRACK THE CODE (Book page no. 13 , 14 and 23).

NOTE: Use computer notebook for Holidays Homework.

SUBJECT- G.K.

- **Paste the pictures of any 4 festivals in a scrapbook.**
- **Paste the pictures of various types of trees in your scrap file and name them.**
- **Paste the pictures of musical instruments and write their names also.**
- **Make a collage of different Yoga Asana in a chart paper and decorate it beautifully.**
- **Paste the pictures of your favourite cartoons and write their names in the scrap file .**

Art and Craft



WALL HANGING DECORATION

FOLLOWING MATERIALS TO BE USED IN THE ASSIGNMENT –

- ◇ **GLITTER SHEET**
- ◇ **A-4 SIZE COLOURFUL PAPERS**
- ◇ **THREADS, STONES.**

◇ FEVICOL

◇ COTTON BALLS.

You can use any material .



Have a great



VaCaTion!