



APEX PUBLIC SCHOOL

SANT NAGAR, BURARI, DELHI-110084

Grade-II

Holiday homework 2023-24

Skills To Learn During Summer Vacation:-

During the summer vacation try to speak in English with everyone; learn the school prayer and the school song. Learn to tie your shoelace, to button your shirts and dress smartly. Water the plants.

Guidelines:-

- Parents can be the facilitator for their children and encourage them to do their work themselves.
- Please work neatly.
- Be creative.
- During vacation revise the work that has already been done.
- Submit the holiday homework in the first week of joining after the vacation.
- Do English and Hindi reading daily.

ENGLISH




1. READING ACTIVITY

“Today a reader, tomorrow a leader.” – Margaret Fuller

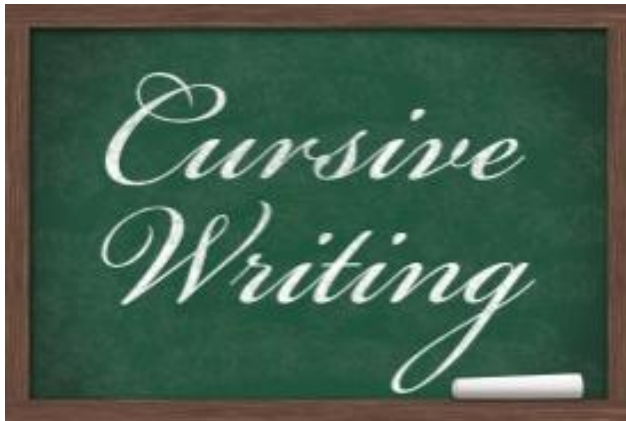
Read lesson no.1 from your book ‘Happy Face’ and write down the following information in your English notebook: -

- i. Think of a new title for this story.
- ii. Draw this feelings chart in your notebook.



- iii. Write and draw different body parts which were mentioned in the lesson “Happy Face”.

2. It’s time to add more beauty to your words. So, practice 10 pages of cursive writing in a separate notebook.



3. Learn and write these action words in your English notebook.

Eat	Throw	Run	Catch	Help
Talk	Play	Clap	Hop	Smell
Sit	Dance	Think	Climb	Kick

4. Make a chart according to your roll numbers.

- (a) Roll no. 1 to 12 – Internal organs
- (b) Roll no. 13 to 25 – External organs
- (c) Roll no. 26 to 28 – Living and Non-living things
- (d) Roll no. 29 to 40 – Opposite words
- (e) Roll no. 41 -50 – A , An

5. Make jewellery using clay/decorative items/paper.

HINDI



1. बच्चों आपको अपने नाम के पहले अक्षर के अनुसार कुछ द्वित्व व्यंजन दिए गए हैं। इनका इस्तेमाल करके एक सुंदर सा वॉल हैंगिंग बनाएं।

A to E - क्क (जैसे - चक्की)

F to J - च्चा (जैसे - बच्चा)

K to O - ल्ल (जैसे - बल्ला)

P to T - स्स (जैसे - रस्सी)

U to Z - म्म (जैसे - मम्मी)

2. गर्मियों में खाए जाने वाले चार फलों के चित्र बनाकर रंग भरो और उनके नाम लिखो।

3. दिनों और महीनों के नाम अपनी कॉपी में लिखें।

4. गुंचा अभ्यास पुस्तिका के पेज नंबर 4,5,6,7 और 8 को पूरा करें।

MATHEMATICS



1. Write number names from 400-500 in your Maths notebook.

2. Do this worksheet and paste it in your Maths notebook.

Place Value

Directions: Write the value of the underlined digit.

154 50 447 7 843 800

345 _____ 894 _____ 334 _____

674 _____ 253 _____ 446 _____

451 _____ 376 _____ 625 _____

855 _____ 542 _____ 168 _____

369 _____ 164 _____ 738 _____

409 _____ 389 _____ 799 _____

707 _____ 328 _____ 848 _____

3. Write down the table of 12 and 13 in an interesting way.



4. Make a clock using waste material.

5. Complete page no.4,5,6,7,8 in the “**EXCEL WITH PRACTICE**” book (Maths).

Computer Science

1. Make any one colourful chart from the given topics :-

- I. INPUT DEVICES (Page no. 19)
- II. OUTPUT DEVICES (Page no.20)

2. Write any five uses of computers.

3. Solve the crossword puzzle on the basis of the clues given in the book.

(CRACK THE CODE) Page no. 25.

4. Collect pictures of different types of computers and paste them into the computer notebook. (Palmtop, Desktop, Laptop, Supercomputer)

NOTE: Use computer notebook for holidays homework.

GENERAL KNOWLEDGE



1. Write a beautiful poem of your own or write any poem of your choice on the topic “Earth”. (A-4 Size coloured sheet)

2. Paste pictures of any three plants that you find fascinating and write at least three facts about them in your Scrapbook.
3. Make a beautiful chart of different Yoga asanas.
4. Draw your favourite cartoon character and decorate it with the waste products you find around you. (A-3 Size sheet)

OR

Make your favourite cartoon character using waste materials.



ART AND CRAFT

WALL HANGING DECORATION

MATERIAL TO BE USED IN THE ASSIGNMENT IS FOLLOWING -


◆ GLITTER SHEET

◆ COLORFULL PAPERS

◆ THREADS, STONES.

◆ FEVICOL

◆ COTTON BALLS. USE ANY MATERIAL.



Enjoy your holidays

