



Summer Vacation

HOLIDAYS HOME WORK

CLASS-4

DEAR PARENTS,

GREETINGS!


SUMMER HOLIDAYS ARE ROUND THE CORNER AND SOME FRUITFUL ACTIVITIES ARE DESIGNED TO ENHANCE CHILDREN'S CREATIVITY AND INNOVATION FOR THE PROGRESSIVE LEARNING. YOU AND YOUR CHILD WILL SURELY ENJOY THESE LEARNING ACTIVITIES. RELAX, ENJOY AND HAVE LOTS OF FUN WITH YOUR CHILDREN.

REGARDS.



नोट- हिन्दी की एक अलग कॉपी गृहकार्य के लिए बनाइए ।

- करवाए गए कार्य का पुनर्भ्यास
- रोज़ एक पेज सुलेख लिखिए।
- अच्छी सोच विषय पर एक अनुच्छेद लिखिए।
- लालकिला विषय पर एक अनुच्छेद लिखिए।
- किसी एक पहाड़ी स्थान का वर्णन अपने शब्दों में कीजिए।
- अपने और अपने परिवार के सदस्यों के चित्र चिपकाकर उनके बारे में दो-दो पंक्तियाँ लिखिए।(स्कैप बुक में)
- रोल नंबर 1 से 10 तक सभी बच्चे पाँच पुल्लिंग तथा पाँच स्त्रीलिंग शब्दों के चित्र चिपकाकर नाम लिखकर सुंदर चार्ट बनायें।
- रोल नंबर 11 से 20 तक के सभी बच्चे रहीम के पाँच दोहे का एक सुंदर चार्ट बनायें ।
- रोल नंबर 21 से 30 तक सभी बच्चे प्रमुख विराम चिन्हों को वाक्यों द्वारा सुंदर चार्ट बनाकर लिखिए।
- आँख पर आधारित तीन मुहावरे स्कैप बुक में लिखिए।
- घर में रखी वस्तुओं से एक सुंदर कठफुतली बनाकर लाइए।



Q1. Make a project on traditional attire of Lakshadweep, Andaman and Nicobar Islands.

Q2. Name the places of India that have the following nicknames. Do make collage of some pictures related to any one of these places. (It may include food, places to visit, clothes etc.) You may prepare PPT for this work.

- Name of city
- Nicknames
- City of palaces
- Garden city of India
- Gateway of India
- Pink city
- Spice garden of India

Q3. Make a project on any one of the following topics given below:

- Prepare a Wall hanging depicting different features of the great Indian Desert. (Roll number 1-10)

Or

Make a model of mountain ranges using sticks of different sizes, cardboard, cotton, glue etc. First of all, place the sticks of different

heights vertically on the cardboard. Cover them using cotton and fevicol. You can use colours to add some shades.

- Make a project on traditional attire of Lakshadweep, Andaman and Nicobar Islands (Roll number 11-20)
- Make a resource file on different rivers found in the Northern Plains and write some of the interesting facts related to these rivers (Roll number 21-30)
- Make a scrap file on the different states of the Northern Mountains pasting different pictures describing their way of life, customs, traditions, clothes, festivals etc. (Roll number 31- last)

Or

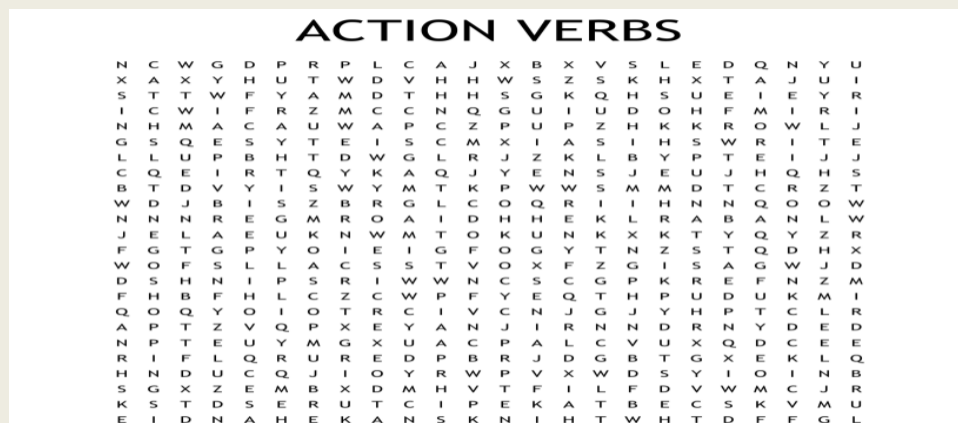
You will be surprised to know that every part of coconut is useful. Find out about the different uses of coconut trees and make a project on it. You can also make 'best out of waste' model.

Note: Make a separate note book to do this holiday home work. Marks will be given for this work. Submit the work with full name, class and section.



Note – Make a separate thin notebook for English Holiday Homework

- **FUN ACTIVITY:** Find at least 30 Action Words from the given grid



- Write a short biography with a picture of any one of the poets given below. Also, learn and write any one poem written by him/her.
 - Christina Rossetti
 - Sudha Murty
 - Ruskin Bond
 - Robert Frost
 - R.K. Narayan
 - Robert Louis Stevenson
-
- “Every family has a story to tell.” So, in your words, write about the most memorable trip/vacation/moment spent with your family and paste the picture of that trip/vacation/moment if possible, to make it more creative.
 - Read any story book. Find 10 new words in that story and write meaning, synonyms and antonyms of those words.
 - Write 10 pages of cursive handwriting (to be done neat and clean)
 - Make a model according to your Roll number (Can take help from the given link

1-10: Use of is /am /are

https://youtu.be/J4FO3u5Au_0

11-20: Verbs

<https://youtu.be/gkszy0PAoQ>

21-30: Gender


<https://youtu.be/fzn>

[OGozkfbY](https://youtu.be/OGozkfbY)

31-40: Opposite Words

<https://youtube.com/watch?v=CMLYcm06xS>

[M&feature=share](#)



➤ Make any one colourful chart from the given topics.:

- Roman numerals and Hindu Arabic Numerals.
- Abacus
- Different Geometrical shapes
- Indian Place value chart

➤ Solve at least 10 sums from each chapter

Chapter no. 1 (Numeration)

Chapter no. 2 (Roman Numerals)

Chapter no. 3 (Addition)

Chapter no. 4 (Subtraction)

➤ MAGIC SQUARE

TASK: Fill in the grid so that each column, row and diagonal add up to the sum 24.

	8	10
11		



- Make any one colourful chart from the given topics.
 - Early Counting Tools (Page no. 7)
 - ABACUS - First calculating device. (Page no.8)
 - Pascaline Machine (Page no.8)
 - Desktop Background. (Page no 19)

- Write a short note on the following topics:
 - First Generation of Computers.
 - Artificial Intelligence.
 - Charles Babbage
 - ENIAC
 - Fifth Generation of computers.

- Open the School website and collect the information about last Sports day celebration in the school.

- Open the website of the newspaper you read at home. For example: hindustantimes.com, timesofindia.com, indianexpress.com etc.

NOTE- Use computer note book for holidays homework



- Read newspaper daily.
- Paste pictures of former presidents of India in your scrap book and write about them.
- Make a picture collage on islands group of India (cuisine, lifestyle, landform, culture, etc.)



WALL HANGING DECORATION

Material to be used in the assignment is

- Glitter sheet
- Colorful papers
- Threads, stones, fevicol

- Wooden rings used in any material.







Have a great



VaCation!

