

**Apex Public School
Class-1
Holiday Homework
2024 -2025**



Dear parents ,

We wish you and your child a very happy summer holiday. It is time to enjoy and create a bond with family, friends and relatives. To utilize this time in the most constructive way we have prepared Holiday Homework for the students on the principle of “learning by doing” for his /her holistic development.

kindly ensure that the holiday homework is completed by the students under the guidance of the parents.

Physical development

- *Take your child with you for morning /evening walk .*
- *Play different games like Ludo , hide and seek , football, chess etc. with your child. This will encourage them to express freely and will make them more responsible.*

Language development

- *Encourage your child to converse in English .*
- *Choose any one object from your surroundings everyday ,let your child speak few lines on it to develop their speaking skills .*

We are positive that the combined endeavors shall bring about the desired all - around development of the child.

GENERAL INSTRUCTIONS

- *Remember to read textbooks and story books.*
- *Converse in English use golden words like Please, Thank you, Sorry, My pleasure, May I etc.*
- *Learn the school prayer and meal prayer given in the*

diary.



10 Moral Values You Must Teach Your Kids



1. Respect



2. Empathy



3. Cooperation



4. Honesty



5. Sharing



6. Sense of Justice



7. Importance of Family



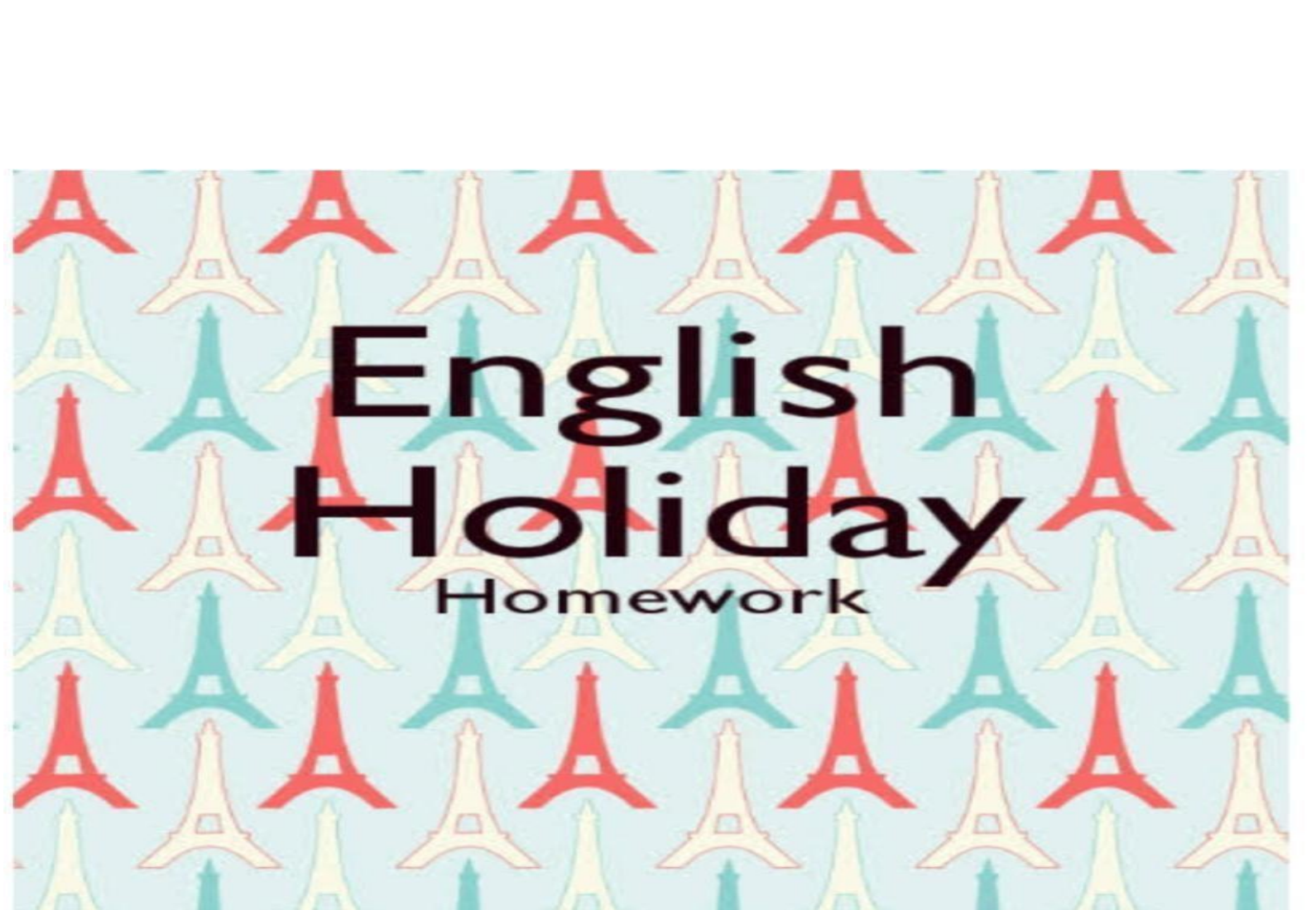
8. Never Hurt Anyone



9. Respecting Religion



10. Helping Mentality



English Holiday Homework

Learn these Common /New words:-

<i>Thorn</i>	<i>Thumb</i>	<i>Your</i>	<i>Better</i>	<i>Family</i>
<i>School</i>	<i>Day</i>	<i>Friend</i>	<i>Members</i>	<i>Path</i>
<i>Bath</i>	<i>Tooth</i>	<i>Catch</i>	<i>Climb</i>	<i>Garden</i>

1. Watch short movies on YouTube

THE BLUE UMBRELLA




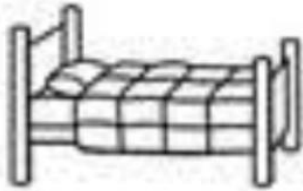


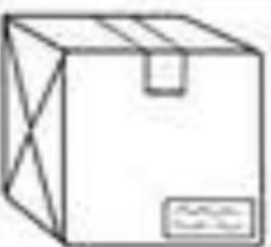


https://youtu.be/Y_EtJaCTaFQ?si=3TSSyy-QKJtU68ED

2. Paste the pictures of different rooms in a house with their names on A3 size sheet and decorate it beautifully .

3. Make a beautiful Family Tree on an A3 size sheet.

4. Practice 10 pages of cursive handwriting in a separate notebook.

5. Do the following worksheets in your English notebook.



 _ a _	 _ s _	 _ o _
 _ _ d _	 _ e _	 _ _ t _
 b _ _	 _ _ t _	 _ a _

SPELL CHECK

Circle the correct word to match the picture.

KIDPID.COM

	won one on		feet feat feit
---	------------------	--	----------------------

	boy bouy boi		wolk walk wlk
---	--------------------	--	---------------------

	moon mun moom		huse hose house
---	---------------------	--	-----------------------

JOIN THE WORDS

LOOK AT THE PICTURES
AND ARRANGE THE WORDS CORRECTLY.



P
E
C
N
I
L

□ □ □ □ □ □



U
S
N

□ □ □



T
A
R

□ □ □



K
O
M
E
Y
N

□ □ □ □ □ □



O
M
N
O

□ □ □ □



ALL ABOUT ME!

My name is _____

I am _____ years old.

I live in _____

My favorite thing to learn about is

ME

MY FAVORITE ACTIVITIES

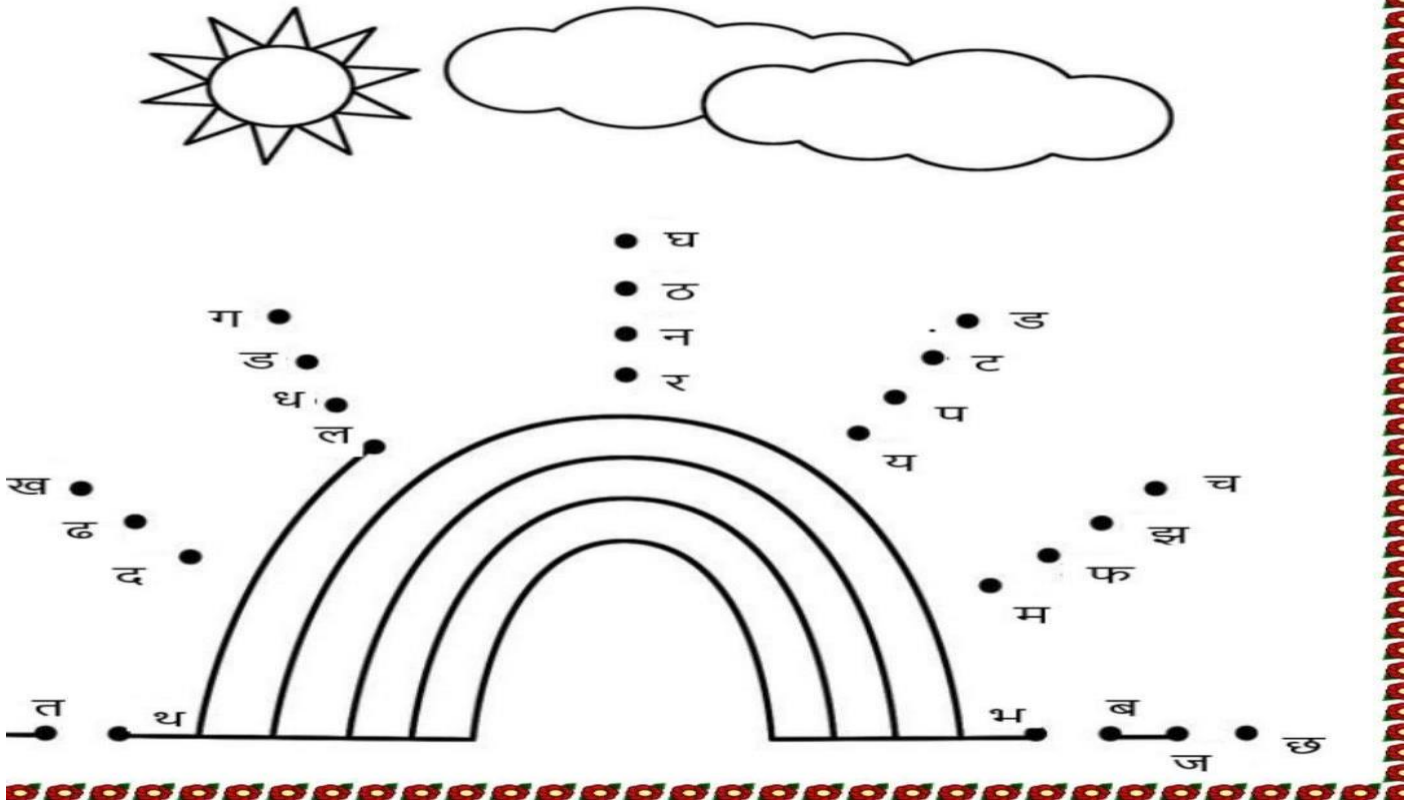
THE BEST PARTS OF BEING AT SCHOOL



हिंदी

- 1) दो, तीन तथा चार वर्णों वाले 5-5 शब्द एक ए-3 शीट पर चित्र सहित सुंदर-सुंदर लिखें ।
- 2) अपनी हिंदी की उत्तर पुस्तिका में आ की मात्रा से बने किन्हीं 5 शरीर के अंगों के चित्र चिपका कर उनके नाम लिखिए ।
- 3) कक्षा में कराए गए काम का अभ्यास करें। (Not to be done in Hindi fair notebook)
- 4) सुलेख के सुंदर-सुंदर 10 पेज कॉपी में करें।
- 5) दी गई कार्य पत्रिकाओं को अपनी हिंदी की उत्तर पुस्तिका में पूरा करके चिपकाइए ।

व्यंजनों के बिंदुओं को जोड़कर चित्र पूरा कीजिए व रंग भरिए - (भाषण - पठन भाषायी कौशल)



आ की मात्रा लगाकर शब्द पूरे करो और
चित्र में रंग भरो।

गड़-गड़, गड़-गड़ ब दल अ य
ब दल अ य, जल भर ल य।
क ल क ल ब दल छ य
छम-छम, छम-छम जल बरस य।



जोड़ कर शब्द पूरे करो-





अ] नीचे लिखें वर्णों को जोड़कर शब्द बनाइए ।

१. ज + ग =

६. ब + त + ख =

२. घ + र =

७. प + त + झ + ड =

३. ब + स =

८. श + र + ब + त =

४. म + ज + न =

९. क + स + र + त =

५. च + म + क =

१०. न + ट + ख + ट =

आ] चित्र देखकर शुरु की आवाज़ के व्यंजन लिखिए ।

१.



२.



४.



४.



चित्र पहचानें और स्वर लिखें



Blank handwriting lines for the word 'बेरी' (Berry).



Blank handwriting lines for the word 'गुआ' (Guava).



Blank handwriting lines for the word 'मango' (Mango).



Blank handwriting lines for the word 'रंग' (Color).



Blank handwriting lines for the word 'आग' (Fire).



Blank handwriting lines for the word 'कपड़ा' (Clothing).



Blank handwriting lines for the word 'उलू' (Owl).



Blank handwriting lines for the word 'बamboo' (Bamboo).

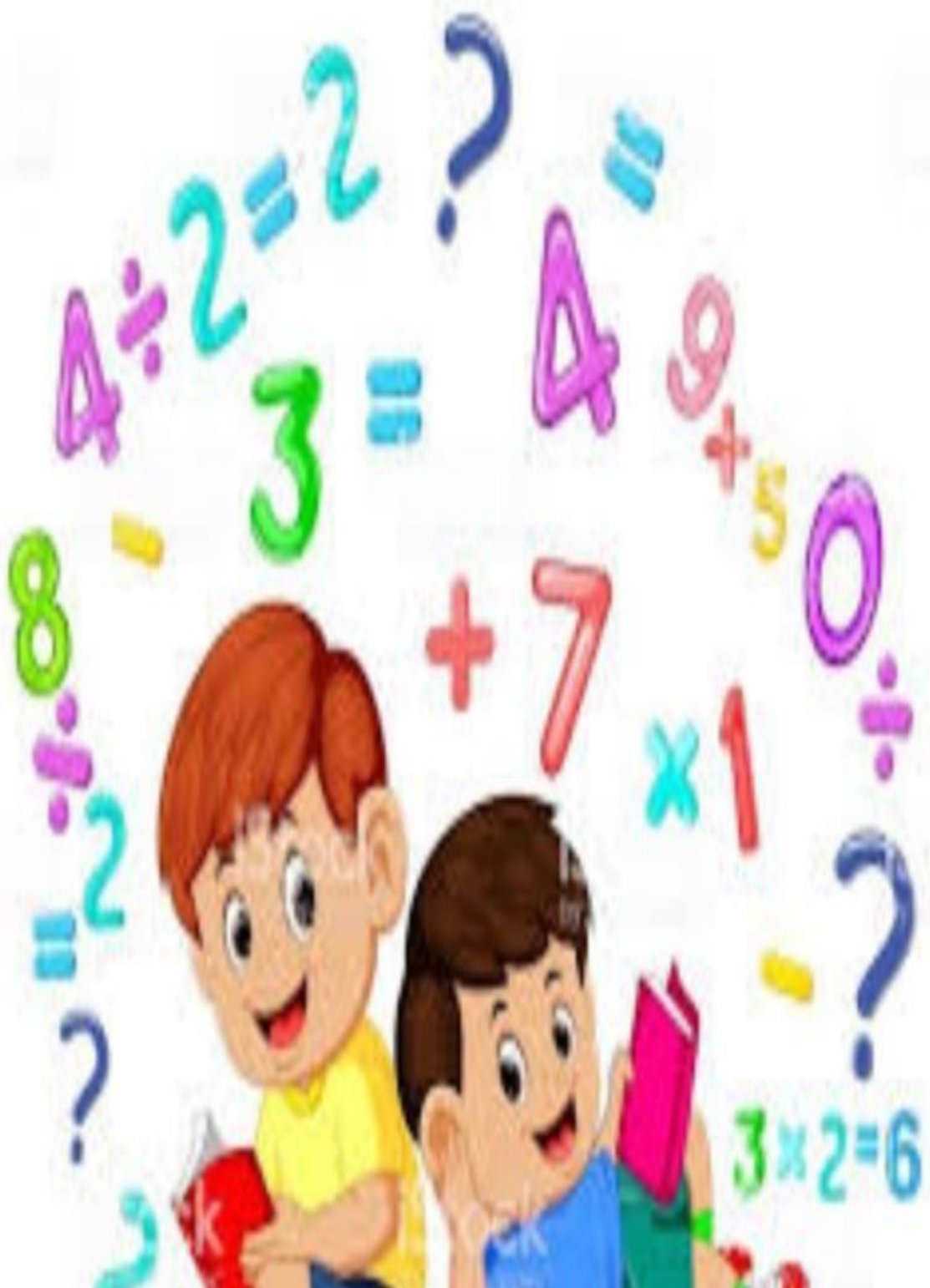


Blank handwriting lines for the word 'ऊँ' (Camel).



Blank handwriting lines for the word 'अमरुत' (Pomegranate).

Math



q.1 Learn number names (1 ---20)

q.2 Complete page no.51,53,54,67,69,74,75,76,77,78 in your TINKER MATHS PART 1.

q.3 Complete page no.3,4,5,6,7,8,9,10,11 and 12 in your Tinker Maths Excel with Practice.

Q.3 Make a beautiful chart of the following shapes-

SQUARE RECTANGLE

TRIANGLE CIRCLE OVAL

Q.4 Write names of the year on an A3 size sheet and decorate it beautifully.

Q.5 Do the following worksheets in your math's notebook. (Use crayon colours)

Addition - Count the objects, write the numbers and find the sum (1-10)



+

=



+

=



+

=



+


=



+

=

Name: _____



My hat has:

_____ circles

_____ rectangles

_____ squares

_____ triangles

My face has:

_____ circles

_____ triangles

_____ squares


My arms are:

My body is a:

My legs are:

My feet are:

Computer Science



1. Make any one colourful chart

- **Computer system** (Page no. 11)

OR

- **Natural and man-made things** (Page no. 6)

2. Write any five things that you can do with the help of a computer.

3. Write the names of five machines, that you can see around yourself.

4. Name ten natural and ten man-made things.

5. Cut and paste different types of computer parts and paste them in the Computer notebook.

6. Observe the Keyboard and write which of the keys are missing. (Page no 29).

NOTE: Use computer notebook for Holidays Homework.

G.K



- **Paste the pictures of any 4 festivals in a scrapbook.**

- **Paste the pictures of various types of trees in your scrap file and name them.**
- **Paste the pictures of musical instruments and write their names also.**
- **Make a collage of different Yoga Asana in a chart paper and decorate it beautifully.**
- **Paste the pictures of your favourite cartoons and write their names in the scrap file .**

Art and Craft

1) Art & Activity book work – Do Page No. 7,9,13,14,15,16,17and 18.

2) Craft Work- Rainbow wall Hanging ,

Material required –

1). 2 A3 size white sheets

2). A4 size neon colour sheets packet .

3). Scissors, fevicol and black sketch



Have a great



VaCaTion!