

**APEX PUBLIC SCHOOL**  
**SANT NAGAR BURARI, DELHI - 110085 SUMMER HOLIDAY**  
**HOMEWORK (2024-2025)**  
**CLASS - III**

**Dear  
Parents,  
Greetings!**

**Summer holidays are round the corner and some fruitful activities are designed to enhance children's creativity and innovation for the progressive learning. You and your child will surely enjoy these learning activities.**

**Relax, enjoy and have lots of fun with your children ▪**

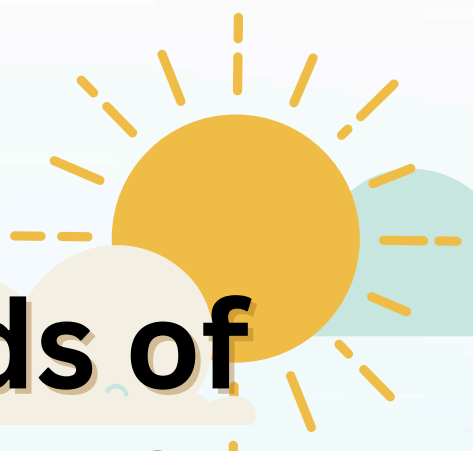
**Regards.**

**HAPPY HOLIDAYS**

**HELL** ☀️  
**Summer**




# EVS




**1. Colour different kinds of leaves and paste them to your A4 size sheets and write their names**

**2. Write a short note on any one of the following:-**  
**a) Importance of trees**  
**b) Save water save life**

**3. Lets have fun - Plant a seed in a pot and watch it grow. Document the different seed growth stages by clicking pictures of your seed**  
**Number the pictures in order of the seed growing and paste it in your scrap book.**



# HINDI



1) 15 दिनों तक रोज़ एक पेज सुलेख लिखो ।

2) एकवचन तथा बहुवचन को पेड़ की पत्तियों में लिखकर सुंदर चार्ट बनायें ।

3) सुबह कविता याद करो ।

4) सुमन एक उपवन के कविता याद करो ।

5) कंप्यूटर के बारे में जानकारी एकत्र करके सुंदर सा कोलाज बनायें ।

6) अनुच्छेद - हमारा परिवार याद करो ।

7) रोल नंबर -1 से 10 तक सब बच्चे वर्णमाला का रंगीन चार्ट बनायें ।

8) रोल नंबर 11 से 20 तक सभी बच्चे फूल हमेशा मुस्कुराता कविता का सुंदर सा चार्ट बनायें ।

9) रोल नंबर 21 से 30 तक के सभी बच्चे लिंग बदलो के दस दस कार्ड बनाकर दस शब्द लिखो सुंदर चार्ट पर ।

10) रोल नंबर 31 37 तक के सभी बच्चे वाक्यांशों के लिए एक शब्द का सुंदर और रंगीन चार्ट बनायें ।

नोट - हिन्दी का गृहकार्य एक अलग कॉपी में करना है ।




# MATHS

1) Observe the various objects/things in your house and draw the front view of any 5 objects

2) Use waste material and Make the following by using horizontal (Sleeping) lines, vertical (Standing) lines, Slanting lines and curved lines only. (small sticks can also be used for lines). according to the roll number.

- Roll no 1 to 10- A rangoli design
- Roll. no. 11 to 20- A bird/ An animal
- Roll. No. 21 to 34- A hut / A boat




3) Mask Making Activity: Make the mask of an animal (Using different Geometrical Shapes)

4) Learn and write the multiplicative tables from 2 to 15.

5) Make a working wall clock model.

A colourful scrap book or a separate notebook can be taken for the work given on serial no. 1, 2, 3 and 4.



# ENGLISH

1. Write one page of cursive writing everyday in a separate notebook.

2. Read famous fairy tales(any two)like Little Red Riding Hood, Snow White etc.

- Write moral of the story on an A4 size sheet.(Roll No.1 to 22)

- Make a collage of your favourite character (Roll No.23 to 34)

3.Make a beautiful chart according to your roll no.

Roll no.1 to 8 – Gender

Roll no. 9 to 16 – Nouns(Proper and Common)



Roll nos.17 to 24 – Adjectives

Roll nos.25 to 34 – verbs



4.Revise Phonetics sound taught in class.

Note: Use a separate notebook for written work



# Computer

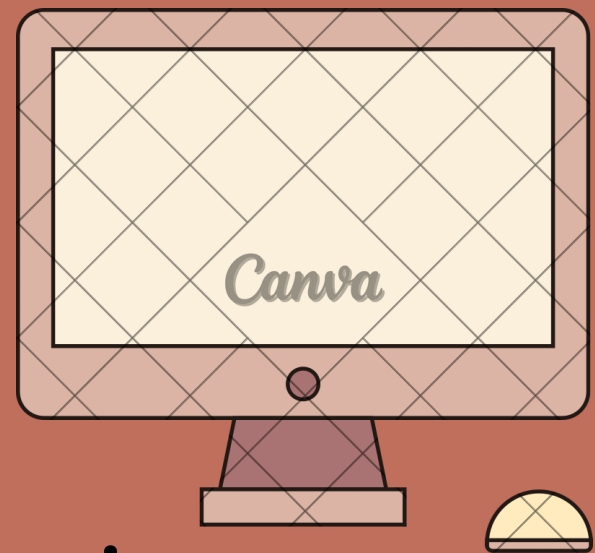
1. Make any one colourful chart from the given topics :-

I. COMPUTER Hardware (Page no.7)

II. Input Devices.(Page no.8)

III. Output Devices. ( Page no.10)

IV. Storage Devices.(Page no.11)



2. Write a short note on the following topics:-

I. Hardware.

II. CPU

III. Software.

IV. Operating System.(Page no 25)

V. Icons (Page no 28)

3. Complete the crossword with the correct words.  
(Page no 32)

4. Collect different pictures of Computer Hardware parts and paste them in the Computer notebook.

Note: Use computer notebook for Holidays Homework.







**Q1. Paste the national animal of different countries on an A-3 size sheet.**

**OR**

**Paste the picture of animals and their young ones on an A-3 size sheet.**

**Q2. Draw a beautiful political map of India on white pastel sheet and fill the states and UTs**

**along with their capitals with colors.**

**OR**

**Make a beautiful doll using waste material**



**Q3. Paste pictures of all the prime ministers of India on an A-3 size sheet.**

**Q4. Make a beautiful bookmark for your G.K. book.**

**Q5. Frame 10 questions and answers on current affairs / events of year 2024 till June on A-**



# VALUE EDUCATION

**Q1.** We would appreciate if you use the given phrases to inculcate moral values in your ward. Learn all the given points and make a beautiful wall hanging using them.

**(A)** The teachers are trying to encourage the children to use simple words, phrases and sentences like:-

**May I go to play?**

**May I borrow your pencil / eraser / sharpener?**

**I have finished my work.**

**Madam, may I go to the washroom?**

**Madam, may I go to drink water?**

**Madam, may I come in please?**

**Madam, may I go to the bookshop / tailor shop?**

**Madam, may I go to wash my hands?**

**Madam, may I go to pay my school fees?**

**Madam, may I sit in the front row as I can't see from the back?**

**Madam, please repeat the concept as I'm unable to understand it.**

**Madam, I have lost my shoes / blazer / tiffin box / water bottle etc.**

**Madam, I came late as I missed my bus.**

**Madam, I'm sorry. I have forgotten to bring my book, note book,**





# VALUE EDUCATION

(B) Use of magic words like excuse me, sorry, thanks, please.

When asking for something, say  
“Please.”

When receiving something, say “Thank you.”

Do not interrupt grown-ups who are speaking with each other unless there is an emergency.

If you need to get somebody's attention right away, the phrase “excuse me” is the most polite way for you to enter the conversation.

When you have any doubt about doing something, ask permission first. It can save you from many hours of grief later.

When you have spent time at your friend's house, remember to thank his or her parents for having you over and for the good time you had.



# VALUE EDUCATION

**Q2. To encourage reading habits. Read out any one moral based storybook and write the moral of the story on A-4 size sheet (feel free to be creative). After summer vacation, the story will be discussed in the class.**



# ART

## • Unique Papper & Cardboard Wall Hangings

### Materials Required

- 1) Cardboard
- 2) A4 colourful Sheets
- 3) Scissors
- 4) Fevicol
- 5) Acrylic Colours
- 6) ribbons

You all have to make a wall hanging as I have given references.

- Art file work
- Page No. 11 to 19

