

**HOLIDAY
HOMEWORK
CLASS 4**





ENGLISH

1. Write a short biography with a picture of any one of the poets given below. Also, learn and write any one poem written by him/her.

- Christina Rossetti
- Sudha Murty
- Ruskin Bond
- Robert Frost
- R.K. Narayan
- Robert Louis Stevenson



2. "Every family has a story to tell." So, in your words, write about the most memorable trip/vacation/moment spent with your family and paste a picture of that trip/vacation/moment if possible to make it more creative.

3. Write 20 pages of cursive handwriting (to be done neatly)

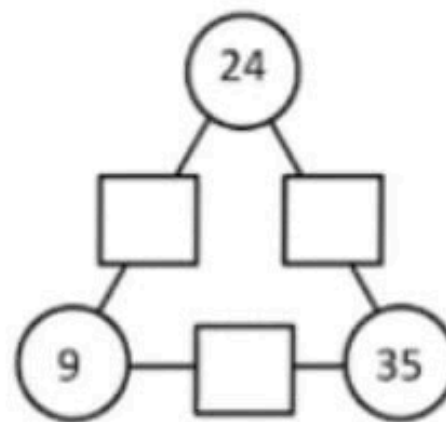
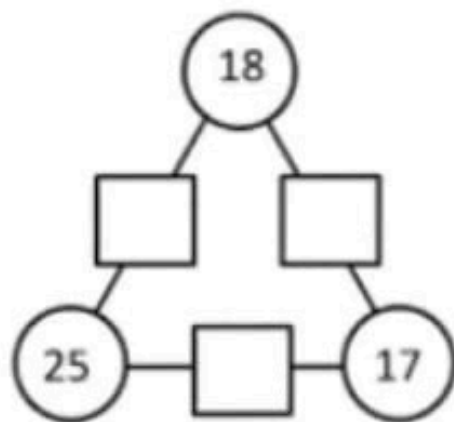
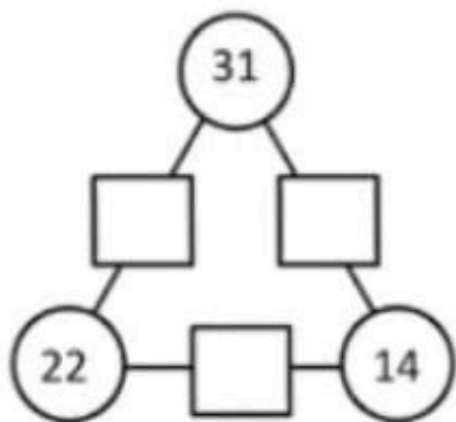
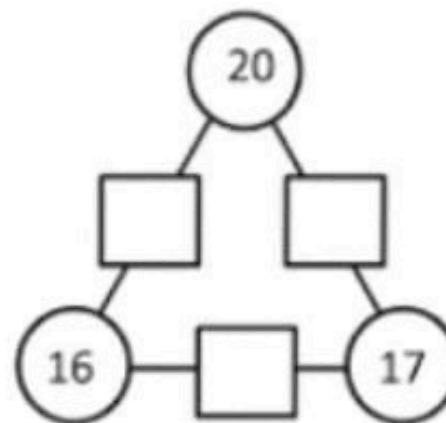
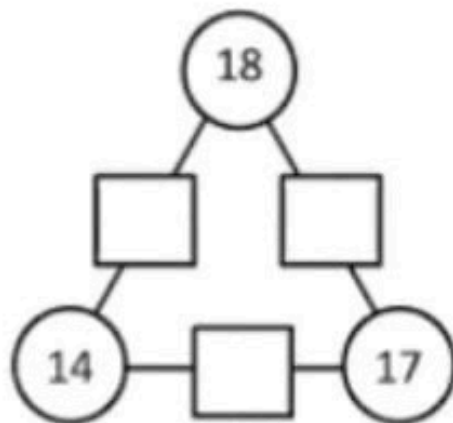
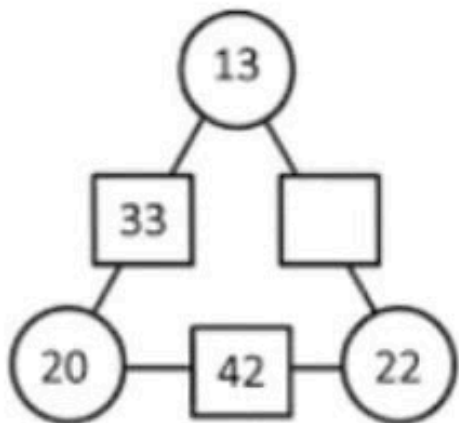
4. Revise the syllabus covered so far.

MATH



Q.1 Solve the following puzzle.

The numbers in the circles added together makes the number in the linking rectangle. Find the missing numbers in this puzzle.



Q.2 Make a creative chart on the following topics according to your roll nos.

Roll no. 1 – 10 – Fractions

Roll no. 11 -20 – Factors and Multiples

Roll no. 21 -30 – Shapes and Angles

Roll no. 31-40 – Mathematical Games

Q3. The estimated population of some cities of Uttar Pradesh are given below. Read the information and answer the following questions:

CITY	POPULATION
1. Noida	7,70,857
2. Greater Noida	1,29,211
3. Jhinhak	28,832
4. Aligarh	9,59,832
5. Fatehpur sikri	39,486
6. Hathras	1,65,010
7. Kalpi	62,004
8. Mathura	4,19,203
9. Hardoi	2,36,434
10. Etawah	3,08,205

1. Arrange the population of cities in decreasing /descending order.
2. Write the population of cities in both in Indian and International system of numeration.
3. Which is the most populated and which is the least populated city?
4. Write the expanded form of all the cities.

Revise and practice the syllabus done so far.

Note – Make a separate Math holiday homework notebook



HINDI



सामान्य निर्देश:-

:- अवकाश गृहकार्य के लिए एक अलग फ़ोल्डर या नोटबुक बनाएँ।

:- निम्नलिखित कार्यों को इस फ़ोल्डर या नोटबुक में पूरा करें।

1. 10 दिनों तक एक पृष्ठ (page) सुलेख लिखिए।

2. कविता कदंब का पेड़ या खड़ा हिमालय का चित्र बनाकर कविता को लिखिए और याद कीजिए।

3. A 4 शीट पर फुटबॉल का चित्र बनाकर फुटबॉल संबंधित विभिन्न जानकारियों को लिखिए।

4. किन्हीं पाँच स्वतंत्रता सेनानियों के चित्र चिपकाकर नाम लिखिए।

निम्नलिखित कार्य अपने अनुक्रमांक (Roll no) के अनुसार कीजिए-
रोल नम्बर 1 से 10 तक के सभी बच्चे अंतरिक्ष विमान का सुंदर सा एक चित्र बनाकर उसके नीचे अंतरिक्ष यात्री राकेश शर्मा के जीवन का परिचय लिखिए।

रोल नम्बर 11 से 20 तक के सभी बच्चे कोई 10 विलोम शब्दों का वर्णन चित्र सहित A4 शीट पर बनाएँ।

रोल नम्बर 21 से 30 तक के सभी बच्चे कोई 5 कबीर के दोहों का चार्ट बनाएँ।

रोल नंबर 31 से 36 तक के बच्चे 10 चुटकुले लिखें और उससे संबंधित किन्हीं 5 के चित्र भी बनाइए।

SST



1. **Make a brochure on ‘ Andaman and Nicobar ‘ islands pasting pictures and describing important details like their life styles, important places to visit and their culture.**
2. **Make a chart on any ONE topic as per your roll number:**
 - **Physical features of India. (Roll number 1-10)**
 - **India ‘s neighbors showing flags, currency and capitals. (Roll number 11-20)**

- **Lifestyle of the people living in the Indian Desert showing clothes, artifacts, important cities, important festivals etc. (Roll number 21-30)**
- **Pattachitra as a handicraft has largely developed in Odisha and is especially seen in religious places. So, make your own Pattachitra as given on page number 44 . (Roll number 31-40)**

SCIENCE



Make Charts and models according to your Roll Numbers.

- **Roll No. 1 to 5 -**

Chart of clothes according to your weather (winter, summer pg -33).

Models of parts of a leaf on thermacol.

- **Roll NO. 6 to 12 -**

Chart of photosynthesis (pg 63)

Models of Insectivorous plants on thermacol.

- **Roll NO. 13 to 20 -**

chart on herbivores, carnivores, omnivores, scavengers (pg - 88)

Model of Life Cycle of a Butterfly. (pg - 98)

- **Roll No. 21 to 30 -**

Chart of structure of an egg (pg -97)

Model of Life Cycle of a frog.

- **Roll NO. 31 to 37 -**

Chart of water cycle (pg - 124)

Model of Structure of Tooth (pg - 24)

- **SCRAPEBOOK WORK**

Paste pictures of different kinds of fibres (pg 36) in your scrapebook and any 5 spices.

G.K

Q1. Paste the pictures of all the presidents of India on A-3 size sheet.

Q2. Draw a beautiful map of the world on a white pastel sheet and label the continents and ocean on it.

OR

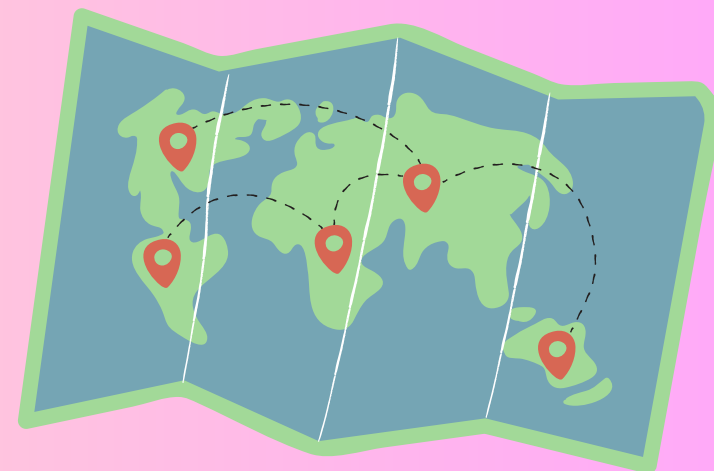
Write a slogan on any of the topic: -

1.

Poverty

2.

Go green



Q3. Paste the national flowers of different countries on an A-4 size sheet.

Q4. Frame 10 questions and answers on current affairs/events of year 2024 till June on A-4 size sheet.

Q5. Make a bag from handmade sheet and decorate it.

**Q6. Create a collage depicting your ideal summer vacation destination on an A-3 Size sheet.
Feel free to be creative**



COMPUTER

NOTE- Use computer notebook for holidays homework

- 1. Make any one colourful chart from the given topics.**
 - Classification of types of Memory (Page no.9)**
 - Different memory units in Tabular form (page no.11)**
 - Different Storage devices (Page no 10)**
 - Symptoms of Computer Virus infection (Page no.30)**
 - Protection from Computer Virus infections**

2. Write a short note on the following topics:

- **RAM**
- **ROM**
- **Computer Virus**
- **Cyber Crime**
- **Hacking**

1. Collect information related to Antivirus and make project file on it.

Activity:




★ **Open MS Word**

★ **Write a short note on "Summer Season".**

★ **Give a heading "Summer Season".**

★ **Change the font and font size of the paragraph.**

ART




Warli Art Wall Hangings Materials Required

- 1) Cardboard**
- 2) Colourful Markers/ Skech Pens**
- 3) Acrylic Colours/Poster Colours**
- 4) Thread's/Ribbon**
- 5) Small Shapes Mirrors**
- 6) Ribbon**
- 7) A4 Colourful Sheets**

You have to Design atleast 3 board pieces and attach it to one another (6×6 inches each board pieces)

Art File Work

Page No. 9, 11,14,16,21



VALUE EDUCATION



- **Read a story on different values such as honesty, responsibility, cooperation, kindness and others on daily basis.**
- **Practice any one virtue like Kindness, by doing any act of it and write it on an A4 size sheet by beautifully.**
- **Read about any 3 good habits daily and adopt them in your daily life activities.**

