

APEX PUBLIC SCHOOL

SESSION 2025-26

CLASS 1

A vibrant, cartoon-style illustration of a tropical beach scene. In the foreground, a pink inflatable swan floats on the sand, next to a pink and white surfboard, a blue starfish, and a beach ball with orange, yellow, and white segments. In the background, a white yacht is on the water, and a green hill is visible under a bright blue sky with palm trees and fluffy white clouds.

SUMMER VACATION

**“Enjoying every second under the
blue sky and bright sun”**

Dear parents,

We wish you and your child a very happy summer holiday. It is time to enjoy and create a bond with family, friends and relatives. To utilize this time in the most constructive way we have prepared Holiday Homework for the students on the principle of “**learning by doing**” for his /her holistic development.

kindly ensure that the holiday homework is completed by the students under the guidance of the parents.

Physical development

- ***Take your child with you for morning /evening walk.***
- ***Play different games like ludo, hide and seek, football, chess etc. with your child. This will encourage them to express freely and will make them more responsible.***

Language development

- ***Encourage your child to converse in English.***
- ***Choose any one object from your surroundings every day, let your child speak few lines on it to develop their speaking skills.***

We are positive that the combined endeavours shall bring about the desired all - round development of the child.

GENERAL INSTRUCTIONS

- ***Remember to read textbooks and story books.***
- ***Converse in English use golden words like Please, Thank you, Sorry, My pleasure, May I etc.***
- ***Learn the school prayer, school anthem and meal prayer given in the diary.***
- ***Paste ENGLISH, HINDI AND MATHS worksheets in your classwork notebook.***

ENGLISH:-



1. Watch this short movie on YouTube

THE BEAR AND THE BEE-

<https://youtu.be/jKi2SvWOCXc?si=mfmY1NGQ3goWgQve>

2. (a) Paste the pictures of different rooms in a house with their names on A3 size sheet and decorate it beautifully. (Roll no. 1 to 10)

(b) Make a hanging on seasons with their names (Roll no. 11 to 20)

(c) Paste a pictures of our helpers on A3 size sheet (Roll no. 21 to 36)

3. Make a beautiful Family Tree on an A3 size sheet.

4. Practice 10 pages of cursive handwriting in a separate cursive writing book.

5. Learn the given story.

The Lion and the Mouse

A sleeping lion was disturbed by a timid mouse who accidentally ran across his nose. The lion, startled and angry, decided to spare the mouse's life after she promised to repay him for his mercy.

Later, fate turned the tables when the lion got caught in a hunter's net. Unable to free himself, he roared loudly for help. The tiny mouse, recognizing the lion's voice, came to his rescue. With its sharp teeth, she cut through the ropes, eventually setting the lion free.



The lion was deeply grateful and humbled by the mouse's bravery and quick thinking. He realized that even the smallest creatures can provide great help, and that kindness and mercy can lead to unexpected friendships.



NOTE:- Take a printout of these worksheets, complete it and paste them in your English notebook.



SPELL CHECK

Circle the correct word to match the picture.

KIDPID.COM

	fly flie flee		for four fr
-----------------------------------------------------------------------------------	---------------------	------------------------------------------------------------------------------------	-------------------

	worter watr water		cat ct cot
-----------------------------------------------------------------------------------	-------------------------	------------------------------------------------------------------------------------	------------------

	the three tree		blu blew blue
------------------------------------------------------------------------------------	----------------------	-------------------------------------------------------------------------------------	---------------------

What's the Word?

Fill in the correct letters to complete the words.



p _ _



_ _ p



_ a _



_ _ g



k _ _



_ o _



_ a _



_ _ g



b _ _




1. अपने रोल नंबर के अनुसार दो, तीन अथवा चार वर्णों वाले 5-5 शब्दों का एक वॉल हैंगिंग बनाए।
 - ❁ दो वर्णों वाले शब्द (roll no. - 1 to 10)
 - ❁ तीन वर्णों वाले शब्द (roll no. - 11 to 20)
 - ❁ चार वर्णों वाले शब्द (roll no. - 20 onwards)
2. 10 पेज सुलेख एक अलग कॉपी में लिखें।
3. हिंदी की वर्णमाला को नीचे दिखाए गए चित्र सहित सुंदर रूप में अपनी हिंदी की कॉपी में करें।

(Do the same as shown in the picture)

हिन्दी वर्णमाला

3x Kg
3 Times

व्यंजन -



आ की मात्रा लगाकर शब्द पूरे करो और
चित्र में रंग भरो।

गड़-गड़, गड़-गड़ ब दल अ य
ब दल अ य, जल भर ल य।
क ल क ल ब दल छ य
छम-छम, छम-छम जल बरस य।



इ (ि) की माता वाले शब्द



ि + द + ल

=



ि + द + न

=



ि + ल + ख

=



ि + स + र

=



ि + प + न

=



ि + ख + ल

=



ि + ह + र + ण

=




ि + द + य + ा

=

चित्र देखकर पहला अक्षर लिखे और रंग भरों











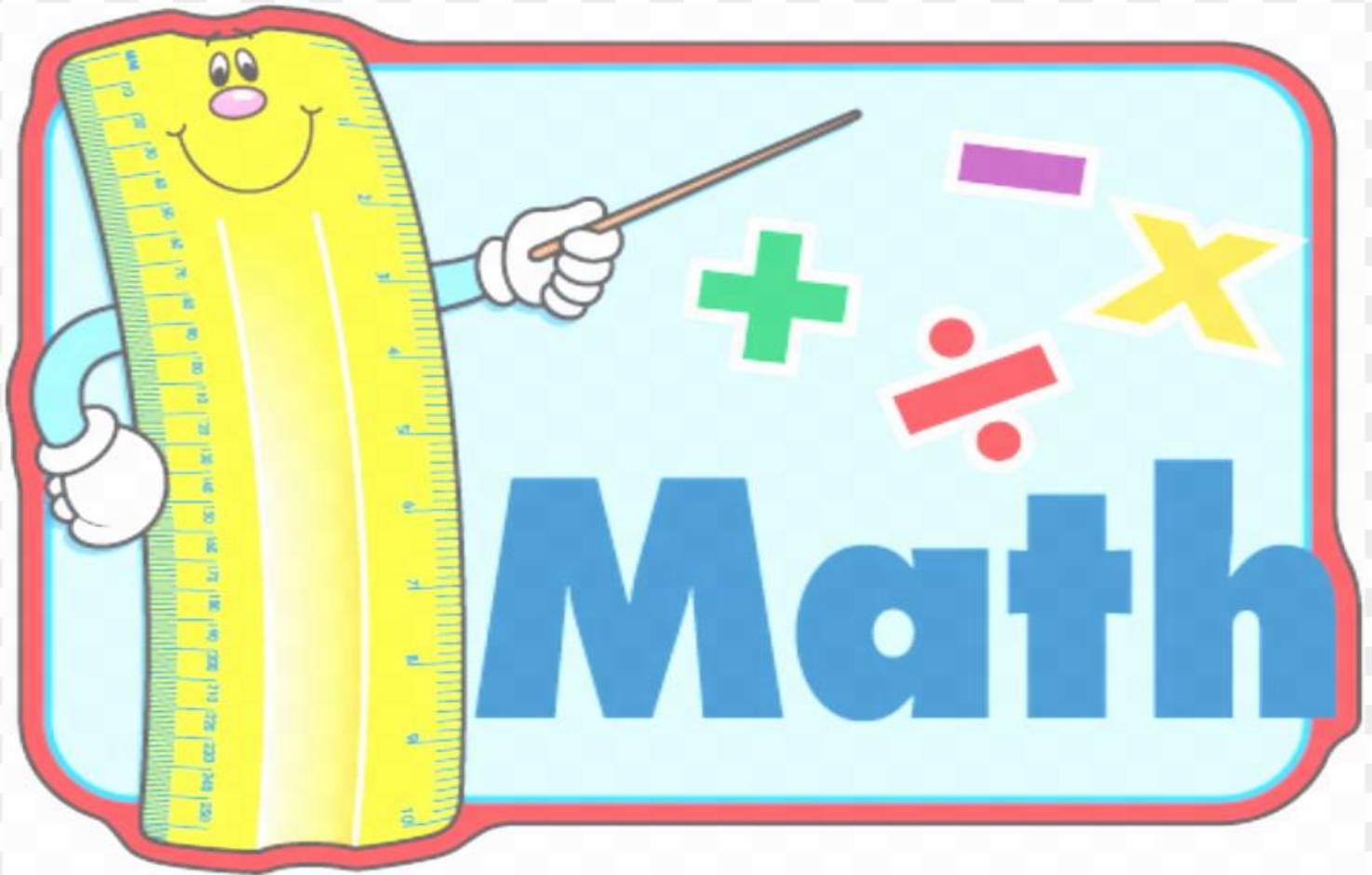












1. Learn number names (1 to 20)

2. Complete page no.67,68,69,74,75,76,77,83,84,85 and 86 in your **TINKER MATHS PART 1**.

3. Complete page no.3,4,5,24,25,49,50 in your **Tinker Maths Excel with Practice**.

4. Make a beautiful chart of the following shapes-

SQUARE

RECTANGLE

TRIANGLE

CIRCLE

OVAL

5. Write "Months of the year" on an A3 size sheet and decorate it beautifully.



6. **NOTE:-** Do these worksheet and paste them in your math's notebook. (Use crayon colours)



**Count and add the objects and
write the correct answer in the box**

1)  +  =

2)  +  =

3)  +  =

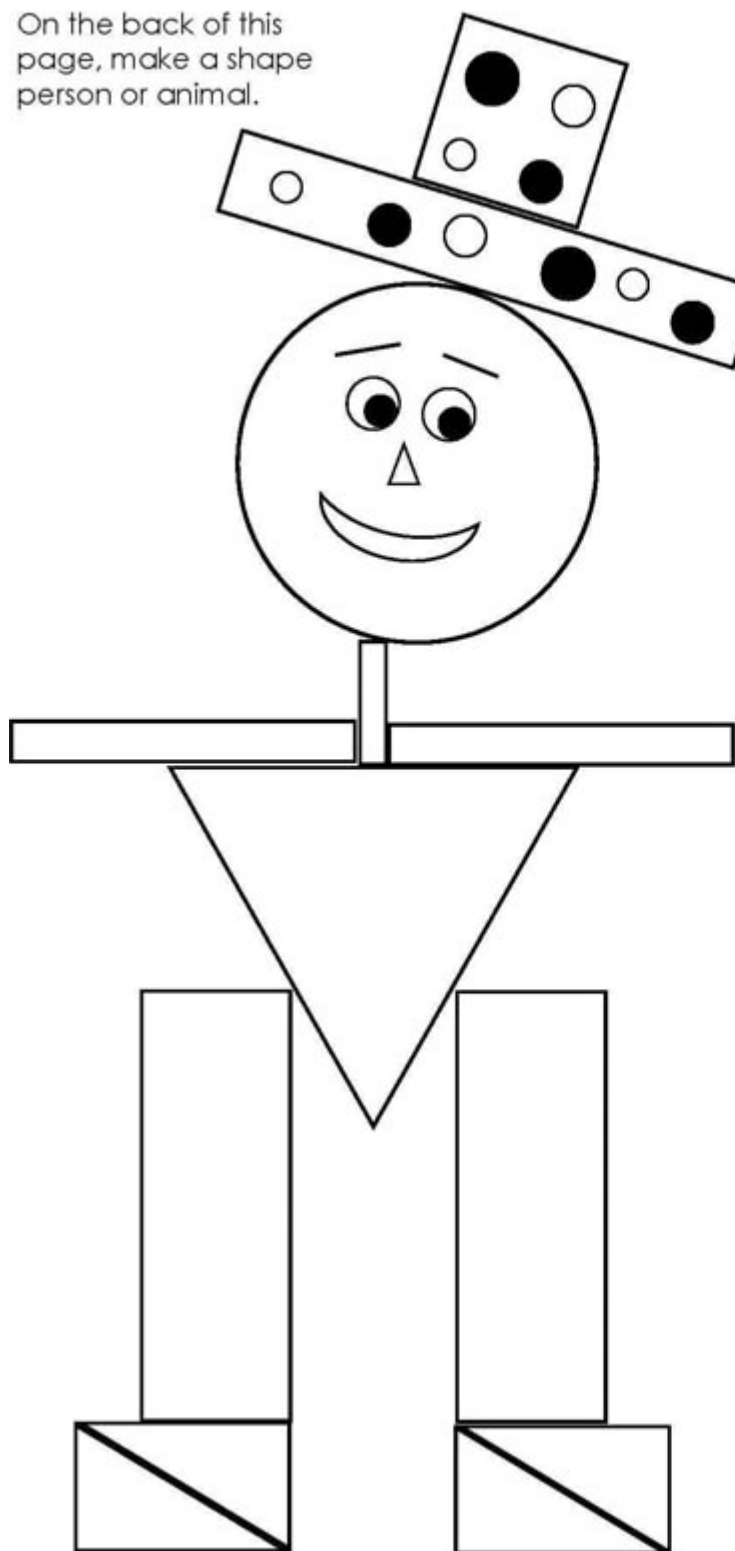
4)  +  =

5)  +  =

6)  +  =

Name: _____

On the back of this page, make a shape person or animal.



My hat has:

_____ circles

_____ rectangles

_____ squares

_____ triangles

My face has:

_____ circles

_____ triangles

_____ squares


My arms are:

My body is a:

My legs are:

My feet are:

Computer Science



1. Make any one colourful chart.

Computer system (Page no. 22)

OR

Types of Computers (Page no. 16)

2. Write any five things that you can do with the help of a computer.

3. Write the names of ten machines, that you can see around yourself.

4. Name ten natural and ten man-made things.

5. Cut and paste different parts of the computer in the Computer notebook.

6. Solve the Puzzle. (Page no 13)

NOTE: Use computer notebook for Holidays Homework.

SUBJECT- G.K.

- Paste the pictures of any 4 festivals in a scrapbook.
- Paste the pictures of various types of trees in your scrap file and name them.
- Paste the pictures of musical instruments and write their names also.
- Make a collage of different Yoga Asana in a chart paper and decorate it beautifully.
- Draw your Favourite cartoon character on A3 size sheet and colour it.
- Make a hanging of national symbols of India.



Value education

- Make a hanging or a chart of magic words like (PLEASE, SORRY, THANK YOU, EXCUSE ME, MAY I, ETC)



- Parts of body on the chart paper



Art and Craft

WALL HANGING DECORATION

FOLLOWING MATERIALS TO BE USED IN THE ASSIGNMENT –

◆ GLITTER SHEET

◆ **A-4 SIZE COLOURFUL PAPERS**

◆ **THREADS, STONES.**

◆ **FEVICOL**

◆ **COTTON BALLS.**

You can use any material .



Have a great



VaCaTion!