

A vibrant, cartoon-style illustration of a beach scene. In the center is a large white oval containing the text. The background is a warm sunset sky with orange and yellow clouds. Several beach umbrellas in red and white, red and yellow, and blue and red are scattered around. Palm trees with green fronds are also visible. At the bottom, the word 'SUMMER' is written in large, colorful, 3D block letters on a sandy beach. To the left of the letters is a green coconut with a blue straw. To the right is a small orange crab. The entire scene is set against a bright yellow background.

APEX PUBLIC SCHOOL

CLASS-2ND

**SUMMER
HOLIDAY
HOMEWORK**

SUMMER


A B C D E F



ENGLISH

1. Practice 10 pages of cursive writing in 3 in one notebook.

(Do practice to write in four lines properly)



2. Be creative (do according to the topic allotted to you)

a) Roll No. → 1 to 6 → Singular and plural noun. (Flash cards)

b) Roll No. → 7 to 12 → Different types of houses. (Model)

c) Roll No. → 13 to 18 → Describing word (on pastel sheet)

d) Roll No. → 19 to 24 → different types of clothes

(Paste clothes according to seasons on pastel sheet)

e) Roll No. → 25 to 30 → Healthy and unhealthy food

(Wall Hanging)



f) Roll No. → 31 to 39 → Pronouns (Flashcard)



3. Purchase (buy) and read any one of the following English story book or as you like.

[(A.) Pinocchio (B.) The Jungle Book (C.) The Little Red Riding Hood (D.) Aladdin (E.) Goldilocks and the three Bears (F.) All-time favourite for children (G.) Cinderella (H.) Jack and the Beanstalk (I.) Snow White and the seven dwarfs etc.]

{After the vacations bring your book as a contribution for a class library}



4. Learn one short story with moral. Make picture cards (Size 7" x 7") of your story with moral value (Max 6-7 cards).

Reference:-<https://www.facebook.com/share/p/16ZALRBunt/>

5. Do page no. 4 to 9 in Excel with Practice English Book.



1. Be Creative (Do according to the topics allotted to you):

a) Roll No. → 1 to 6 → Make a model of working clock.

b) Roll No. → 7 to 12 → Make wall hanging of tables (2 to 12) any two tables.



c) Roll No. → 13 to 18 → Model on Addition


d) Roll No. → 19 to 24 → Model on Subtraction

e) Roll No. → 25 to 30 → Flash Cards (size 3" x 3") of numbers 0 to 9

f) Roll No. → 31 to 39 → Make a beautiful wall hanging on Days /Months.

3. Do pages 4 To 15 in "EXCEL WITH PRACTICE MATHS BOOK.

4. Do the given worksheets and paste in maths notebook.



Apex Public School


Class - 2

Worksheet - 2




Write the following numbers in words




















APEX PUBLIC SCHOOL

CLASS - 2

WORKSHEET - 1



ASCENDING AND DESCENDING ORDER

1 Arrange the numbers in ascending order.

179, 198, 154, 160, 6

--	--	--	--	--

68, 148, 28, 118, 180

--	--	--	--	--

20, 126, 62, 169, 46

--	--	--	--	--

52, 75, 39, 40, 19

--	--	--	--	--

2 Arrange the numbers in descending order.



194	45	82	170	117



49	174	26	162	54

119	29	82	160	99

168	42	24	190	72



Write the face value place and place value of colourful digits in the given following numbers.

Number	Face value	Place	Place value
a) 956			
b) 100			
c) 582			
d) 379			
e) 750			
f) 437			
g) 298			
h) 654			
i) 982			



Name: _____

Odd & Even



Circle odd or even.

- | | |
|-----------------------|------------------------|
| 1. 95 odd even | 9. 43 odd even |
| 2. 42 odd even | 10. 26 odd even |
| 3. 16 odd even | 11. 33 odd even |
| 4. 59 odd even | 12. 74 odd even |
| 5. 32 odd even | 13. 86 odd even |
| 6. 15 odd even | 14. 60 odd even |
| 7. 68 odd even | 15. 99 odd even |
| 8. 73 odd even | 16. 80 odd even |



1. क्रियात्मक कार्य

(क) Roll No. → 1 to 6 → विलोम शब्द (10 फ्लैश कार्ड)

(ख) Roll No. → 7 to 12 → वचन (10 फ्लैश कार्ड)

(ग) Roll No. → 13 to 18 → पक्षी का घर बनाओ(बेकार वस्तुओं से)

(घ) Roll No. → 19 to 24 → विशेषण (पेस्टल सीट)

(ङ) Roll No. → 25 to 30 → सर्वनाम (पेस्टल सीट)

(च) Roll No. → 31 to 39 → शाकाहारी व मांसाहारी (वॉल हैंगिंग)

2. स्वर और व्यंजन (10 बार) पाँच लाईनों वाली (3 in 1 कार्य पुस्तिका) में लिखो।

3. अपने पिताजी के लिए एक सुंदर- सा कार्ड बनाए व उन्हें (15 जून) को 'फादर्स डे' पर दें।

4. कोई भी कहानी की पुस्तक पढ़ें (जैसे- पंचतंत्र, अकबर बीरबल, तेनाली राम)

5. गुंचा अभ्यास पुस्तिका पृष्ठ 4 से 11 को पूरा कीजिए



ART & CRAFT

● Photo frame

◇ Materials to be used-

□ Card Board or ice cream sticks (4x6) square shape

□ Mirrors □ Fevicol

□ Decorative Accessories



VALUE EDUCATION

Q1. We would appreciate if you use the given phrases to inculcate moral values in your ward. Learn all the given points and make a beautiful wall hanging using them.

(A) The children should use simple words, phrases and sentences like:-

- ☐ May I borrow pencil / eraser / sharpener from my partner?
- ☐ I have finished my work or lunch.
- ☐ Madam, may I go to the washroom?
- ☐ Madam, may I go to drink water?
- ☐ Madam, may I come in please?
- ☐ Madam, may I go to wash my hands?
- ☐ Madam, please repeat the concept as I'm unable to understand it.
- ☐ Madam, I have lost my shoes / blazer / tiffin box / water bottle etc.
- ☐ Madam, I'm sorry I couldn't complete my Home Work as I was unwell.

(B) Use of magic words like excuse me, sorry, thanks, please in your daily routine and make a beautiful wall hanging of it.



GENERAL KNOWLEDGE

(1) Paste the pictures of 5 monuments of India and
write their names.



(2) Paste the pictures of festivals celebrated in the
months of April and May.

(3) Draw your favorite 2 cartoon characters.



GENERAL KNOWLEDGE

(4) Draw all the planets and write their names.

(5) Paste different leaves and write their names.

(Cover that page with transparent sheet)



(6) Paste the pictures of different musical instruments and write their names.



(7) Write seven notes of Indian music.

Do this work in your scrap file.



Make any one colourful chart from the given topics:-

- I. Computer System (Page no 25)
- II. Keyboard (Page no. 33)
- III. Uses of AI in our daily life (Page no 90)

Write any four differences between humans and computers.

1. Solve the puzzle (Find seven places where Computers are used((Page no.22)
2. Collect pictures of different types of computer and paste them in the computer notebook. (Palmtop , Desktop , Laptop , Tablet , Super computer)
3. Write the steps - How to START a Computer. (Page no. 46)
4. Write the steps - how to TURN OFF a computer.(Page no 47)
5. Solve the Crossword. (Page no 43)

NOTE: Use computer notebook for holiday's homework.

