


CLASS 4


HOLIDAY

HOMEWORK





MATH




1) Roll Number - 1 to 10

Multiplication Board Game (Make Your Own!)

Design a simple board game based on multiplication.

- * Use cardboard to make a path (like snakes and ladders).**
- * Each step has a multiplication question.**
- * Players roll dice and solve the question to move forward.**



2) Roll number 11 to 20

Activity: Division Pizza Plate

Use a paper plate and divide it into equal slices (e.g., 8 slices for 4 friends).

Write division facts on the slices: $8 \div 4 = 2$.

- * Create multiple plates showing different divisions and decorate them.**

3) Roll Number 21 to 30

Activity: Fraction Pizza Art

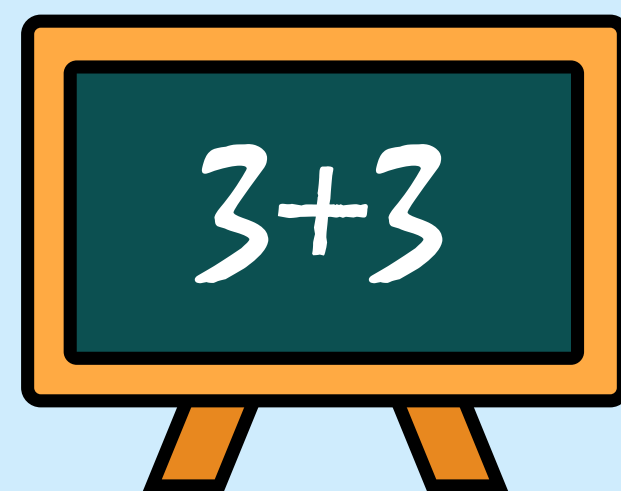
Cut a circle out of cardboard (pizza base).

Divide into equal slices (halves, quarters, eighths).

Decorate each part with different toppings to show:

$1/2$ of pizza = mushrooms

$1/4$ = olives



Take the printout of the worksheet and solve it in a seprate small notebook.



Fun Maths Worksheet

Large Numbers

a. Write in words:

a 25,430 _____

b 62,001 _____

What is the value of 1 in the number 567123?

Add it up!

a. $8,000 + 3,225$

b. $45,670 + 12,340$

Roman Numerals

2a. Write in numbers:


a X X

b XXIV XL

Let's Subtract!

a. $8,000 - 3,225$

b. $45,670 - 12,340$




Ravi had 3,000 marbles. His friend gave him 1,500 more. How many marbles does he have now?

A shop had 5,000 candies. It sold 2,250. How many candies are left?





ENGLISH



- 1. Practice one page of English handwriting daily.**
- 2. Communicate in English.**
- 3. Respect your parents and grandparents.**

Stay strong! Stay healthy!

*** Reading is one of the fundamental skills a child should acquire.**

Q.1 Read at least two books. The suggested books are:-

- 🌻 The Magic Mirror- Enid Blyton**
- 🌻 The Blue Umbrella- Ruskin Bond**
- 🌻 The kid who came from space- Ross Welford**

- 🌻 Singing Sensation - Geronimo Stilton**
- 🌻 Malala's Magic Pencil- Malala Yousufzai**
- 🌻 The Jungle Book - Rudyard Kipling**

Use your creativity and make colourful pictures of the characters from the story. Write about any one character.

Q.2 Read a newspaper daily. *Find 5 new words daily and write the meanings. Also frame sentences.



Q.3 Ela has written an acrostic with her name. Each word she has written describes her qualities.

◆ E- Elegant


◆ L- Loyal

◆ A-Attentive

Write an acrostic poem with your name. Write one word with the letter of your name. These words must describe some of the positive qualities you possess.

Q.4 Using your creativity explain the following topics according to your roll nos.(Use A3 sized sheet)

Roll nos. 1 to 10 - Nouns & it's types



Roll nos. 11 to 20 - Adjectives (Degrees of comparison)

Roll nos. 21 to 30 - Synonyms/ Antonyms (Games or puzzles)

Roll nos. 31 to 37 - Prepositions



हिंदी

प्रिय छात्र/छात्रा,

गर्मी की छुट्टियाँ आ गई हैं! इन छुट्टियों को मज़ेदार, रचनात्मक और ज्ञानवर्धक बनाने के लिए यह विशेष गृहकार्य दिया जा रहा है। इसे सुंदर तरीके से अपनी हिंदी कॉपी में करें।

✍ लेखन कार्य

1. मेरे सबसे अच्छे दोस्त पर 5 वाक्य लिखिए।
2. गर्मी की छुट्टियों में आपने क्या किया – इस पर 10 पंक्तियाँ लिखिए।
3. अपने प्यारे परिवार का परिचय 5-7 वाक्यों में दीजिए।

📖 पठन कार्य

1. कोई भी एक बाल कथा (जैसे – पंचतंत्र या अकबर-बीरबल की कहानी) पढ़िए और उस पर 3 पंक्तियाँ लिखिए कि आपको वह क्यों अच्छी लगी।
2. प्रतिदिन 10 मिनट हिंदी की किताब पढ़ने का अभ्यास करें।

🎨 रचनात्मक कार्य

1. 'स्वच्छता का संदेश' विषय पर एक सुंदर पोस्टर बनाइए। (Roll.no-1-10)
2. पुराने अखबार, कार्डबोर्ड या रद्दी चीजों से कोई एक रचनात्मक वस्तु (Craft) बनाइए। (Roll.no-11-20)
3. अपने मनपसंद त्योहार पर एक चित्र बनाइए और 3 लाइनें लिखिए। (Roll.no-21-30)

📅 छुट्टियों की डायरी

एक छोटी सी डायरी बनाइए जिसमें आप छुट्टियों के हर दिन कुछ न कुछ लिखें – जैसे आपने क्या खाया, क्या खेला, कहाँ घूमने गए आदि। यह आपकी 'छुट्टियों की डायरी' होगी।

🔔 नोट:

- सभी कार्य सुंदर व साफ-सुथरे तरीके से करें।
- अपनी कला व रचनात्मकता को जरूर दिखाएँ।





SCIENCE



1.Roll no 1-7

Nutrients of food model Pg 29

2.Roll no. 8 to 18

Structure of an egg

Model pg 81

3.Roll no.19 to 22

Life cycle of a Hen mind map pg 81

- **Add stickers or cotton for the chick's fluff.**
- **Use real feathers (if possible) to decorate the adult hen stage.**
- **Decorate the background with small grass, nest, or farm drawings.**

• 4. Roll no 23-35

• Make mini compost pit using biodegradable waste pg 139


- **Take a small pot or recycled bottle.**
- **Add banana peel, used tea leaves, dry leaves, etc.**
- **Plant a small seed (like coriander or fenugreek).**
- **Label it: "My Biodegradable Garden"**
- **Decorate with labels and smiley faces.**

5.SCRAP BOOK WORK

- Paste different kinds of uniforms and clothes.



Read newspaper



S.ST

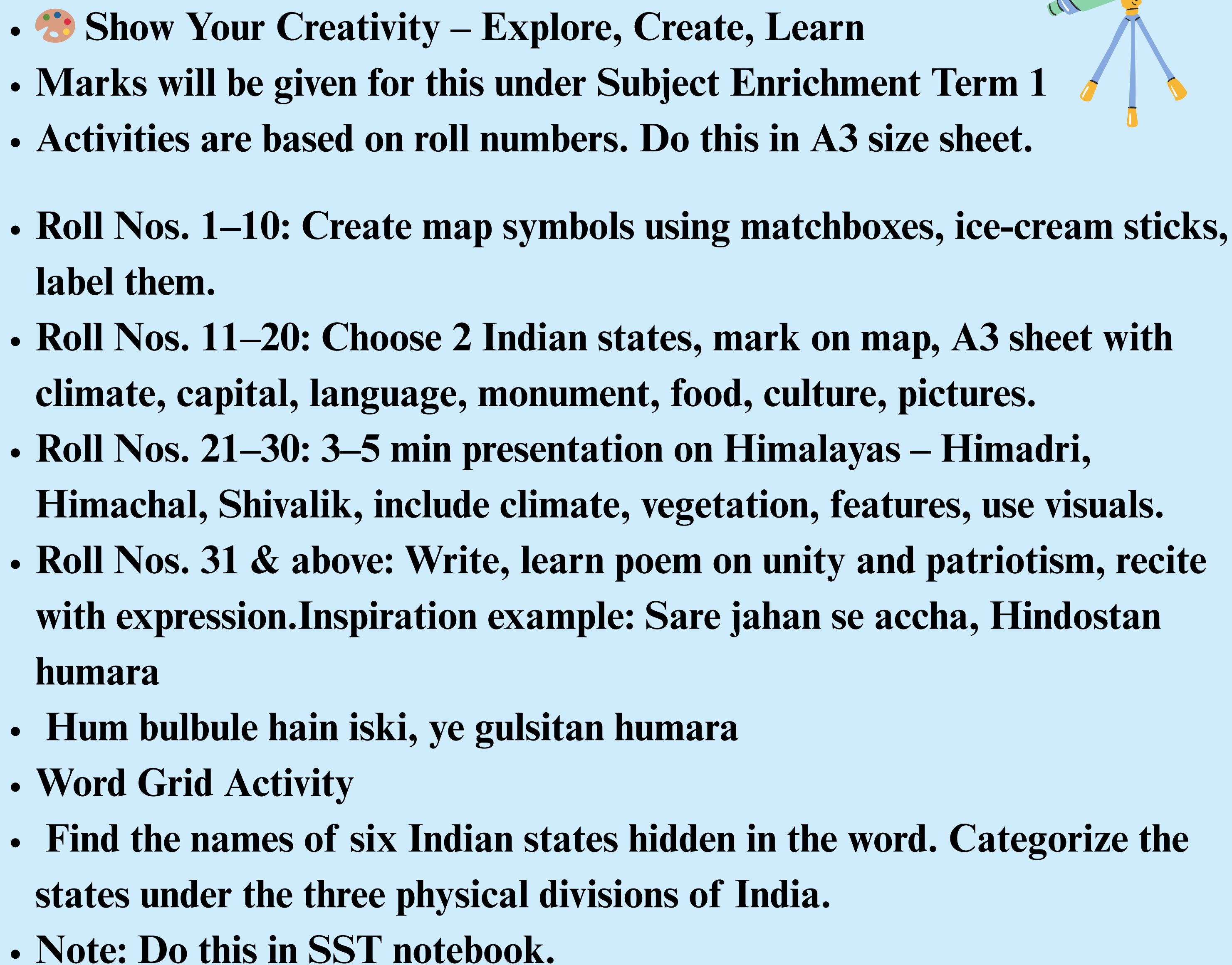


- Dear Parents,
- Make Summer Meaningful!
- Summer is a great time for kids to explore, learn, and bond with family. Let's make it joyful and enriching by:
- 🌳 Outdoor play, 📖 Daily reading, 🏞️ Visit parks, museums, 🔍 Teach cooking, gardening, 🧢 Dress for sun, limit sugary drinks, 📱 Use educational apps (supervised).
- Let their curiosity lead a balance of learning and play!


- 🌐 Community Connection
- Get involved! Local events and simple acts of kindness help kids build empathy and a sense of civic duty. Click pictures and keep a record.
- Help a friend or family member, Share your toys or books, say “thank you” and “please” often

Make a card for someone who needs cheering up, Pick up litter (with an adult), Plant a tree

- 🛠️ Experiential Learning Activities – Life Skills [Click pictures and make some memories]
- Life Skill 1: Make Lemonade
- Ask an adult to cut a lemon. Squeeze it into a big bowl. Add one glass of water spoons of sugar, and a pinch of salt (as per taste). Add ice cubes and serve chilled!
- Life Skill 2: Make Mango Ice Cream
- Cut one ripe mango into small pieces. Add a small cup of condensed milk and two tablespoons of fresh cream. Blend well, pour into a mould, and freeze. Share this refreshing treat with those working in the summer heat!


[illegible]

- **Pulses and spices Collection :** Explore kitchen, ask mom about daily pulses, spices, collect 4 types, place in pouches, label, paste on A3 sheet, decorate creatively.
- 🌍 **Map Practice**
- **Learn the names and capitals of all Indian states. Show your creativity and write it on A3 size sheet.**
- 📌 **Note:** An oral test and UTs will be conducted after the holidays.
- **Wishing all our learners a safe, happy, and productive summer break!**



ART

- **Paper flower bouquet**
- **Materials to be used-**
 - **Crape / tissue / kite papers as mentioned above**
 - **Fevicol**
 - **Decorative Accessories**
 - **Sticks for stems**




VALUE EDUCATION



- **Topic- My superhero team**
- **Make a collage or poster showing your superhero team such as your parents, grandparents, teachers etc.**
- **Give title to your poster or collage**
- **You can draw, paint, or paste pictures.**
- **Give your superhero team a cool and unique name and write a few lines about each member and their power.**
- **Each team member should have a unique power.**
- **(For example, your father can solve any problem like a genius...)**
-

Be creative and innovative.

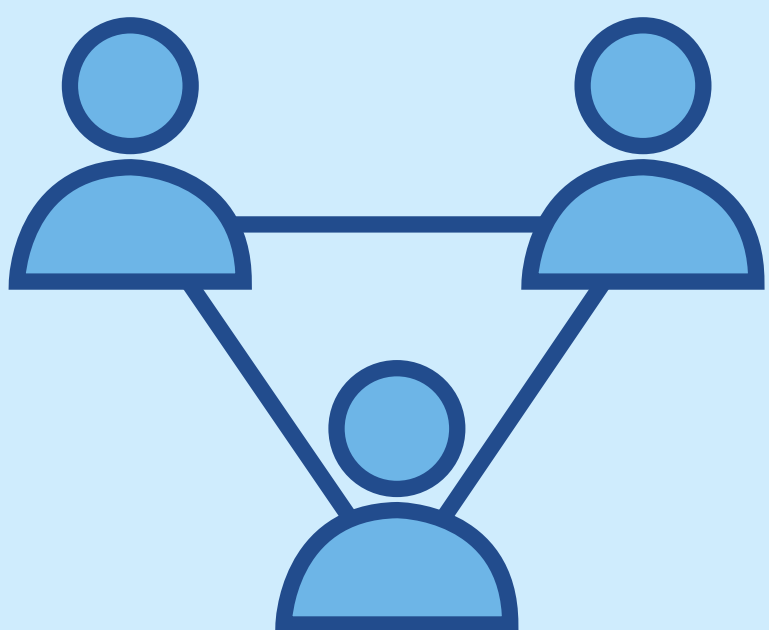




Computer



- **1. Collect pictures of different models of micro computers, mini computers, mainframe computers and supercomputers paste them on a chart paper and write the main feature of each one of them.**
- **2. Prepare a collage of the latest input and output devices available in the market.**
- **3. Complete the notebook work question answers of chapter 1 : Types of computer chapter 2: Input Output and Memory Devices**
- **4. Complete the Book Exercise (Objective type) work question answers of chapter 1 : Types of computer chapter 3 : Input Output and Memory Devices on your computer book.**
- **5. Learn the chapter 1 : Types of computer chapter 2 : Input Output and Memory Devices**





G.K



• **GENERAL KNOWLEDGE:**

- **1.Capture some beautiful moments with the camera when you visit to spend some time with your grandparents or relatives during summer vacation.**

INSTRUCTIONS

- **Make a collage of these pictures on A-3 sheet.**
- **Write interesting captions for the moments.**

2.Write about any invention or discovery and paste or draw the pictures on Chart.

Make sure the spellings are correct and the chart is neat and well-organized.