

APEX PUBLIC SCHOOL HOLIDAY HOMEWORK

2025-26

CLASS V

Dear Parent,

Warm Greetings!

Summer vacation is a rejuvenating break from fixed schedules, rules, and regulations of the school. Vacation brings freedom and freedom brings more responsibility, so keeping this in mind; well thought out Holiday Home Work has been planned to keep children engaged and also help them channel their energies in the most optimal way. The Holiday Home Work will be submitted to the class teacher for assessment and grading. Kindly help and guide your ward in exploring his/her creative self.

General Instructions For the Students:

In order to make this vacation worthwhile and bring out the best of it, the children are suggested to comply with the following suggestions:

- ❖ The work should be done systematically, neatly, and presented properly.
- ❖ Follow/ Abide by instructions given in each activity.
- ❖ All your activities should be neatly labeled, with name, class & section.
- ❖ Spend some quality time with family and friends.
- ❖ Go out, walk barefoot on green grass, and play outdoor games.
- ❖ Help your parents with household chores and do the little possible things to make them happy.
- ❖ Raise a Kitchen Garden by planting seeds.
- ❖ Do acts of kindness for true happiness like feeding the poor, helping the old, looking after a stray dog, or cooking for your house help.
- ❖ Read newspaper/magazine/novel daily to enhance your vocabulary & communication skills.



English

1. Help Animals Stay Hydrated

The sun is getting hotter, and just like us, animals feel thirsty too!

✓ **What to do:** Place a shallow bowl filled with clean water outside your house (balcony/porch/yard) every day to help birds and stray animals stay hydrated.

➡ On A4 size sheet – Paste a picture of the water bowl.

➡ Write a few lines on how you felt while helping the animals.

(Use your best handwriting and decorate the sheet neatly.)



2. Create a Travel Itinerary for the place you visited during your summer break (Use A4 size sheets) You can add the following points in your travelogue:

- Name of the place visited, number of family members, number of pets, duration.
- Accommodation (Name and address of the hotel) & approximate budget.
- Tourists spots and restaurants visited

Add drawings, pictures, or maps to make it interesting!

3. Show Your Creativity (Based on Roll Number)

Use your creativity to create a chart on the topic given below according to your roll number:

(Use A3 sized sheet)

- Roll no. 1 to 7 – Articles
- Roll no. 8 to 15 – Verbs
- Roll no. 16 to 22 – Pronouns
- Roll no. 23 to 29 – Adjectives
- Roll no. 30 onwards – Adverbs

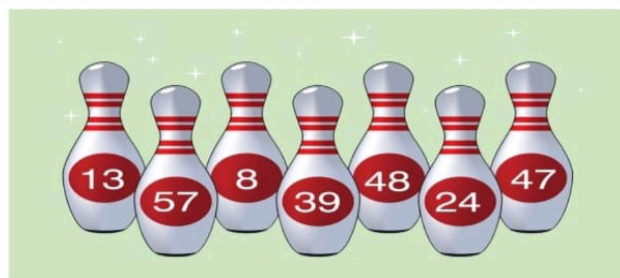


MATHEMATICS

Note - Make a separate notebook .

5

*Solve the following puzzles 🤔



BRAINSNACK

Which pins must be knocked over to score exactly 100 points? (Hint: There are three!)



Edit with WPS Office



19 11 11 ? 12

BRAINSNACK

Which number should replace the question mark?



$$2 \square 1 \square 6 \square 6 = 38$$

+ - × ÷



Edit with WPS Office



1. Solve the following:

(i) $4,288,937 + 2,816,006$

(ii) $1,688,945 + 6,463,482$

(iii) $71,136,796 - 20,065,700$

(iv) $83,754,699 - 3,970,084$

2 CONVERT THE FOLLOWING

1. $132 =$

2. $DCCCV =$

3. $CMXXXIX =$

4. $6 =$

5. $DCCC =$

6. $191 =$

7. $920 =$

8. $651 =$

9. $946 =$

10. $59 =$

11. $DXII =$

12. $756 =$

13. $LXXXIX =$

14. $DCCCXXV =$

15. $CLII =$







CLASS V
MATHS WORKSHEET

TOPIC: L-1 LARGE NUMBERS- CASE STUDY BASED QUESTIONS

Indian Place Value			
THOUSANDS	HUNDREDS	TENS	ONES
70	5	3	8
2	8	1	9

International Place Value Chart			
HUNDREDS	TENS	ONES	THOUSANDS
400	20	10	900
5	8	1	9

Q1. Ankita was given the digits 0, 7, 3, 5, 8 and 9. She was asked to form the smallest 7-digit number by repeating any one digit. Rama was given the same digits and was asked to form the greatest 7-digit number by repeating any one digit.

Based on the given data, answer the following questions:

- What is the number formed by Ankita?
- What is the number formed by Rama?
- Write both the numbers in expanded form.
- What would be largest 9-number that can be formed using these digits (you can repeat the digits)

Q2. Lata and her grandfather went to a community library. In the library, there were 590099 books in Hindi and 409900 books in English. Lata took one Hindi story book of the library and lost it. Next day her grandfather donated 2 Hindi story book to the library.

Based on above passage answer the following questions:

- How many total books were present in the library.
- Write the total number of books in words following International Number system.
- Write the expanded form for the number of Hindi Books.
- Write the successor and predecessor of the given numbers of Hindi and English books.
- When Lata's grandfather donated the books, how many Hindi books were now in the library?

Q3. India is a great place for manufacturing because it has low labour costs and excellent technical and engineering skills, which result in better-quality products being made. The "Television World Factory" has been selling a large number of TV sets. The annual sales report of the factory shows remarkable figures. The first quarter sales were 7,483 TV sets, the second quarter sales were 9,817 TV sets, the third quarter sales were 8,715 TV sets, and the fourth quarter sales were 12,698 TV sets.

Based on the above information, answer the following questions:

- Arrange these quarterly sales figures in ascending order.
- In which quarter, the sale was lowest?
- Find the sum of the place value of digits 2 and 6 in the number of TV sets sold in the fourth quarter.
- Round off the given numbers to its nearest 10, 100 and 1000.

Q4. The first production of sugar from sugar-cane took place in India. In the year 2022-23, Maharashtra was the top sugar producer state in India surpassing Uttar Pradesh. 138 lakh tonnes of sugar were produced by Maharashtra while the total sugar produced by Uttar Pradesh was 105 lakh tonnes. There are many factories producing sugar. Rampur sugar factory produced 428015 bags of sugar, Govindpur sugar factory produced 413765 bags of sugar, Shahbad factory produced 276540 bags of sugar and Ramgarh factory produced 358750 bags of sugar. (1 ton = 1000 kg)





Based on the given data, answer the following questions:

- In the year 22-23, which state was the second largest producer of sugar in India?
- How many zeroes will be in 1 lakh tonnes?
- Which factory produced more bags of sugar Rampur or Govindpur?
- How many bags of sugar did the four factories produce altogether?
- Arrange the bags of sugar produced by different factories in ascending order.

Q5. Given below are the land areas of the four largest countries of the world. study the list and answer the question below.

Country	Approximate area in Sq.km.
China	95,96,960
USA	96,29,091
Russia	1,70,75,200
Canada	99,84,670

- Which is the largest country in the above table?
- What is the difference between the largest and smallest country in the above table?
- What is the place value and face value of the digit 8 in the area of Canada?
- What is the area of the smallest country in the above table?

CHARTS

Roll nos. 1 - 12 – Make a working model on Place value chart.

Roll nos. 12 to 24 - Make a chart on Roman numerals. It should be creative (Use numbers 100 and above)

Roll nos. – 25 to 37 - Make a working model on The basic number operations



हिंदी

सामान्य निर्देश :

★ अवकाश गृहकार्य के लिए एक अलग कॉपी बनाए।

★ कार्य को सफ़ाई से करें

★ चार्ट का कार्य चार्ट पर ही करें A-3 पर नहीं।

I) प्रतिदिन एक पेज का सुलेख करें और पढ़ें।

II) कॉपी में करवाए कार्य को याद करें।

III) स्वयं समाचार पत्र के पहले पृष्ठ का निर्माण करें। रंगीन चित्रों व कट-आउट की सहायता से अपनी रचनात्मकता दर्शाएँ।

IV) छुट्टियों में आइसक्रीम पार्टी पर मित्रों को आमंत्रित करने के लिए एक सुंदर पोस्टकार्ड बनाएँ।





V) मेरा भारत महान' विषय पर गीत की रचना करें, स्वयं धुन बनाकर लाएँ । (कक्षा प्रस्तुतिकरण)


V) निम्नलिखित विषयों पर अपने अनुक्रमांक के अनुसार एक सुंदर चार्ट बनाएं -

1 से 10 तक - सड़क सुरक्षा क्यों जरूरी है नियमों सहित सुंदर चार्ट द्वारा दर्शाए।

11 से 20 तक - 'नभ के पिंड' विषय के आधार पर एक सुंदर ग्रहों का चार्ट बनाएं और कविता भी लिखें।

21 से 30 तक - योग से रहें निरोग विषय के आधार पर बच्चों के लिए लाभकारी योग मुद्राओं के चित्र चिपकाओ तथा उनके लाभों को भी लिखें।





31 से 35 तक – दिल्ली के अलग-अलग प्रसिद्ध पर्यटन स्थलों के चित्र चिपकाकर उनके विषय में रोचक जानकारियां लिखिए।

Social Studies

Let's make this summer fun and meaningful! Discover, create, and explore while learning about the world around you.

1. Summer of Social Good

Be the Change!

Enjoy your holidays and do something kind for people or nature. Complete all the tasks given, click pictures, and display them creatively on an A3 sheet. Decorate it with borders, drawings, or stickers.





CHECKLIST

- | | |
|---|---|
| ✓ Water the plants regularly | ✓ Feed birds or keep a water bowl for them. |
| ✓ Avoid plastic - Use cloth/jute bags for shopping | ✓ Donate old books, toys, or clothes to someone in need. |
| ✓ Help parents in any household chores. | ✓ Teach something useful to a younger sibling or friend. |
| ✓ Make a healthy drink/snack with your family. | ✓ Prepare a small first aid box at home with the help of elders |
| ✓ Write a thank-you note to your helper (househelp/guard) | ✓ Read more books |

2. Show Your Creativity – Explore, Create, Learn!

Create the following based on your roll number:

- 1–7 – Model of the Globe
- 8–15 – Chart of Continents and Oceans
- 16–22 – Chart on Any One Indian Freedom Fighter
- 23–29 – Chart on Earth's Zones (Torrid, Temperate, Frigid)
- 30 onwards – Chart on Marine Life in Oceans



3. Travel Brochure

Make a colorful brochure of Sikkim and Include tourist spots, food, clothes, festivals, language, and fun facts.

Link for reference -

<https://youtube.com/shorts/iWZow21hH0c?si=MskoHcfkscgh4JW0>

4. Map Practice

- Learn all Indian states and their capitals.
- Locate all continents and oceans on the world map.

Note: An oral test will be held after the holidays.





SCIENCE

1. According to your roll nos., use your creativity and make ---

➡ Roll no. 1-8 - Model on Layers of soil (pg:51)

➡ Roll no. 9-16 - Model on Structure of an eye (pg:104)

➡ Roll no. 17-24 - Create a pop-up card that opens to show an astronaut floating in space (pg:143)

- Take a folded A4 sheet.
- Inside, make a cut in the middle and pop out an astronaut drawing.
- Behind them, draw stars, planets, and a spaceship.
- Add a short poem or message:
“Floating high among the stars,
Astronauts go so very far!





➡ Roll no. 25-32 - Create a comic-style pulley storyboard showing a person trying to lift a heavy box (pg:120)

- Show the struggle without a pulley in the first few frames.
- Then show how using a pulley helps lift the box easily.

➡ Roll no. 33-40 - Fun fact booklet on different joints (pg:91)

- Make a small booklet with pages dedicated to each joint.

- Write interesting facts, e.g.:

“Your knee is the largest hinge joint.”

“The ball and socket joint is the most flexible joint.”

- Add pictures or drawings.

2. Paste pictures of animals of different habitats and movements in your scrapbook.

3. Do one page writing everyday.





COMPUTER SCIENCE

1. Draw and Label – Parts of a Computer

Draw a neat diagram of a desktop computer and label the following parts:

Monitor , CPU , Keyboard , Mouse , Speakers

(You can colour the diagram for extra marks!)

2. Write 5 Uses of Computers in Daily Life

Write any five ways we use computers in our day-to-day life. (For example: playing games, online learning, etc.)

3. Create a Simple Poster on "Computer Safety Rules"

Make a colorful poster that shows 3 important computer safety rules (like not sharing passwords, not clicking on unknown links, etc.)




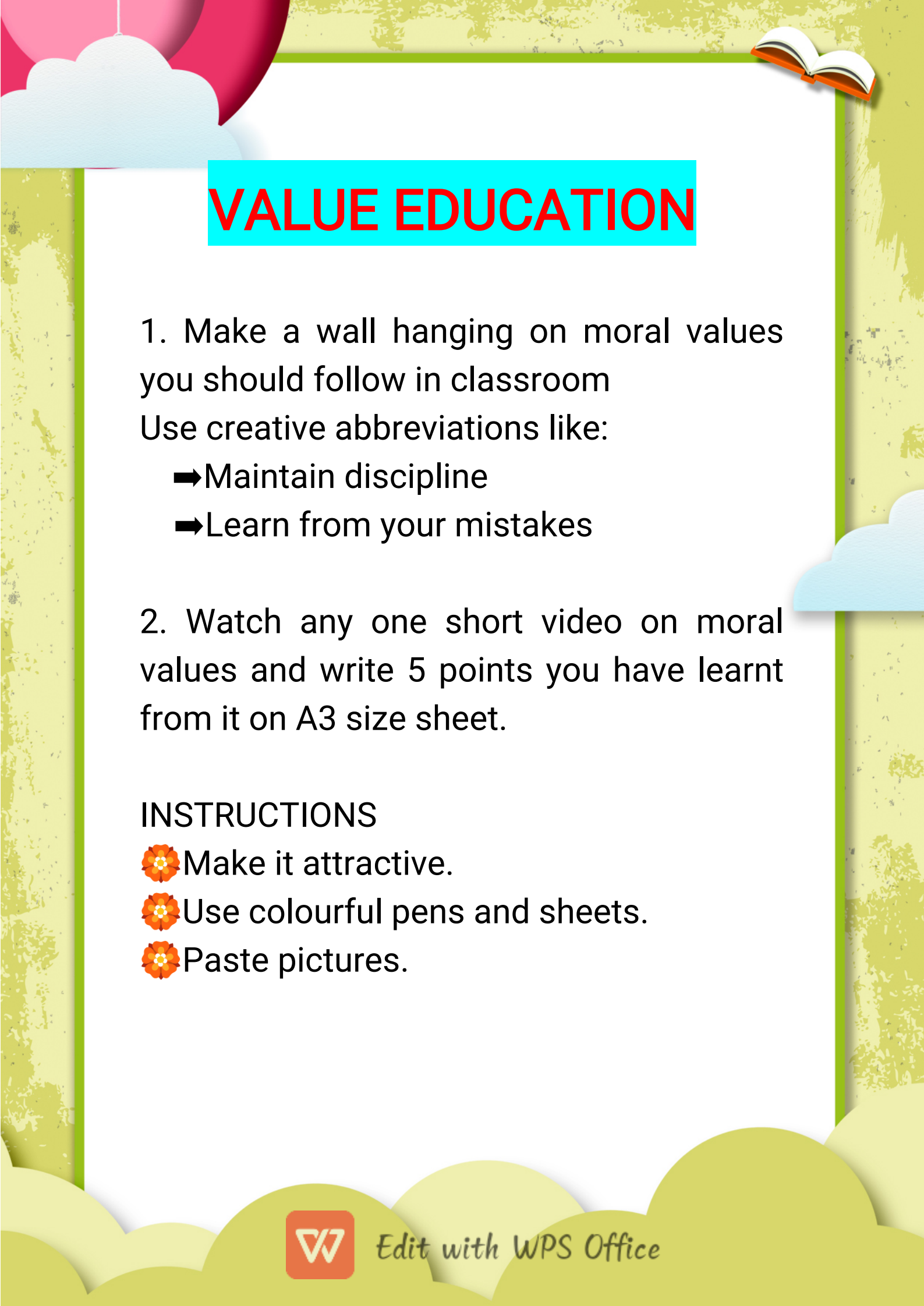
ART

● Paper flower bouquet

◆ Material to be used -

- Crape / tissue / kite papers
- Fevicol
- Decorative accessories
- Sticks for stems





VALUE EDUCATION

1. Make a wall hanging on moral values you should follow in classroom

Use creative abbreviations like:

- ➡ Maintain discipline
- ➡ Learn from your mistakes

2. Watch any one short video on moral values and write 5 points you have learnt from it on A3 size sheet.

INSTRUCTIONS

- 🌸 Make it attractive.
- 🌸 Use colourful pens and sheets.
- 🌸 Paste pictures.





Some Every Day Tasks:

- ✓ Clean your room and keep it neat and tidy.
- ✓ Help mom in the kitchen.
- ✓ Lay the table
- ✓ Walk, jog, exercise and keep fit.
- ✓ Be creative do some drawing and painting.

NOTE – Above all learn Moral values from your daily activities.

General Knowledge

- ◆ Create a “personality passport” for any one famous Indian personality including their name and slogan.





Have a great

VaCation!



Edit with WPS Office