



APEX PUBLIC SCHOOL

SESSION 2025-2026

Holiday Homework

Class-VI

Maths

Q1 Write the following in words in the Indian system of numeration-

(a) 7,28,007

(b) 8,09,09,014

Q2 Arrange in ascending order-

(a) 1020216,1020308,1021430,893245,893425

(b) 13557218,74678,2725821,74892,13527685

Q3 Estimate each of the following product to nearest ten-

(a) 38×53

(b) 17×33

Q4 Find the estimated quotient-

(a) $623 \div 31$

(b) $178 \div 24$

Q5 Write each of the following in Roman numerals-

(a) 2760

(b) 791

Q6 Write the first three multiples of each of the following numbers-

(a) 60




(b) 18

Q7 Write down all the multiples of 15 less than 100.

Q8 Test the divisibility of the following numbers by 9-

(a) 43079





(b) 871245

Q9 Find the prime factors-

(a) 1729

(b) 2450

Q10 Find the HCF of the following numbers-

(a) 513,783

(b) 106,159,371

Q11 Reduce the following to the simplest form by finding HCF-

(a) $65/91$

(b) $399/437$

Q12 Find the LCM-

(a) 18,24,75

(b) 120,250

Q13 Simplify-

(a) $(12 \times 3) \div 4 \times 5 - 7 + 3 \times (9 - 5)$

(b) $30 \div (2 \text{ of } 4 + 11 - 4) + 7$

Q14 Fill in the blanks-

(a) $6 + 4137 = \dots\dots\dots + 6$

(b) $0 + 207 = 207 + \dots\dots\dots$

Q15 Add the following numbers by regrouping them into two different orders-

(a) 358,642,200

(b) 753,947,807

Subject Enrichment Activities-

(1) Make a project on Indian Place Value Chart.

(2) Make a collage of Indian mathematicians.





Science

1) Learn questions and answers of chapter – Materials around us and write it in a separate notebook

2) Make a colourful chart on following topics according to your roll no

i) Constellations (Roll no. 1-8) page 175, 176

ii) Parts of a flower & their functions Page 45 (Roll no. 9-18)

iii) Adaptation in Terrestrial habitat (Roll no. 19-27) Page 26-29

iv) Methods (physical) of separation of mixtures. (Roll no. 28-36) Page 124-126

3) PROJECT WORK

(A) “PREPARE A HERBARIUM”

Collect the leaves of any ten plants dry them in the folds of a News paper paste them in a scrap file and also write names of the plants, they belong to.

(B) “BEST OUT OF WASTE”

In this world of technology, let's not throw parts of gadgets & electric instruments, which are not in use in our home and make an efficient use of e-waste items for carrying out “BEST OUT OF WASTE” and make any decorative item/fun game/circuit /working model etc.





Social Science

PART A

1. Draw a timeline depicting important events of your life

(A timeline will show the important events of your life with year, from your birth till date. These events can be the year you were born, started walking, talking, started going to school, when you felt very happy, when you felt very sad and so on. The events can be depicted pictorially with captions)





OR

3D Model Making

Title: India's Physical Features in 3D

Instructions: Create a physical 3D model (using clay, cardboard, or eco-friendly materials) showing India's major landforms. Label each landform.

OR

2. Create a vibrant poster or collage on one of the following SDGs:

- Affordable and Clean Energy — a future where power is green, accessible, and for all.
- Climate Action — where every image speaks of urgency, hope, and a united stand to protect our only home, Earth.
- Reduce Inequality — a visual call for fairness, inclusion, and a world where everyone gets an equal chance to rise.

PART B

1. Design Your Own Indus Seal

Title: Seal-Maker of the Indus Valley

Instructions:

Design your own seal using clay or cardboard.

Include animal symbols or script-like marks.

Write a short paragraph about what your seal represents and its purpose.

OR

2. Make a travelogue Project for the Ancient civilization: Indus Valley Civilization

OR

3. We have seen many important inventions during the stone age, here are a few examples:

The Wheel, Housing, Clothing, Fire, Agricultural tools, Weaving.

It's time to imagine you are a ~~historian~~ and make a picture book.



हिंदी

- (1) कक्षा में कराए गए सभी पाठ का पुनः अध्ययन करे एवं अभ्यास प्रश्न कॉपी में करें।
 - (2) विश्व के प्रमुख पर्वतों का नाम लिखिए एवं उसकी तस्वीर कॉपी में चिपकाए।
 - (3) आपने गर्मियों की छुट्टियां कैसे बिताई इस पर एक लेख लिखिए।
 - (4) 'साहसी' विषय पर एक लघु कहानी लिखिए एवं चित्र चिपकाइए।
 - (5) कोई पांच पृष्ठ सुलेख लिखें।
 - (6) पुराने अखबारों का प्रयोग करते हुए कोई तीन सजावटी सामान बनाइए।
 - (7) अपनी पसंद के किसी भी विषय पर दो स्वरचित कविताएं लिखिए।
 - (8) प्रतिदिन अखबार पढ़े एवं उनमें से कठिन शब्दों की पहचान करते हुए अर्थ सहित अपनी कॉपी में लिखिए ,
- यदि कोई कविता और शायरी भी पसंद आती है तो उसे भी अपनी कॉपी में सुंदर अक्षरों में लिखिए।

नोट: ग्रीष्मकालीन अवकाश के लिए एक अलग कॉपी बनाए एवं सुंदर लिखावट में सभी कार्य कीजिए।

संस्कृत

नोट - कार्य सुंदर लिखावट में करें तथा गृह कार्य के लिए अलग से कॉपी बनाएं।

- 1- विद्यार्थी अपने 10 मित्रों के नाम लिखे तथा उनका वर्ण विच्छेद
- 2- लता शब्द रूप A4 साइज शीट पर आकर्षक ढंग से लिखिए और याद कीजिए।
- 3- 10 पशुओं के नाम संस्कृत में लिखिए तथा चित्र भी चिपकाइए।
- 4 -10 पक्षियों के नाम संस्कृत में लिखिए तथा चित्र भी चिपकाइए।
- 5- 10 शरीर के अंगों के नाम संस्कृत में लिखिए तथा चित्र भी चिपकाइए।

English

1. Handwriting Practice

Task: Write 20 pages in a separate notebook in beautiful handwriting.

2. Bookmark Craft

Task: Create a beautiful bookmark for your literature reader.

Instructions:

Decorate it using colours, stickers, or drawings

Write an inspirational quotation that motivates you

3. Vocabulary Builder – Word Jar

Task: Create a Word Jar or decorated Word Box. Write 1 new word each day with its meaning and put it in the jar.

Aim for at least 20 words during the holidays.

4. Grammar Practice



Topics:

Adjectives (Types and Degrees)

Conjunctions

Task:

Design a worksheet with 5 questions each on the above topics.

5. Display Card – Famous Authors

Task: Make a display card using a coloured A4 sheet.

Instructions:

Paste/draw pictures and write a short note (4–5 lines) on each author:

Rabindranath Tagore

Ruskin Bond

R.K. Narayan

Ensure neatness and proper labeling.

6. Book Reading – The Tempest

Book: Sixteen Tales of Shakespeare

Task: Read the play The Tempest and write the following:

Title and Author

Main Characters

Summary (100–150 words)

What you liked or disliked about the story

7. Chart on William Shakespeare

Task: Prepare a colorful chart on William Shakespeare.

Include:


His life (birth, education, family)

Major works (plays, poems)

Contributions to English literature

8. Mini Newspaper Project





Objective: Build your writing, design, and reporting skills.

Instructions: Create a 4-page newspaper using A4 sheets. Be neat, creative, and original!

Page 1: Give your newspaper a fun name (e.g., News Buzz, Kid Times)

Add a catchy headline

Write one short news article (real or imaginary)

Page 2: Give a weather report for 2–3 cities or your area

Interview a family member or pet (Q&A style)

Page 3: Write a short story or poem

Add a small comic (drawn or collage)

Page 4: Sports update (from school, IPL, etc.)

Create your own ad (for a toy, book, snack, etc.)

Value Education

Topic: Describing a Friend using adjective

Title: “My Amazing Friend!”

Prepare a creative wall hanging or collage on A4 or chart paper.

Instructions:

Choose one of your best friends from your class, neighbourhood, or family.

Think of at least 5 to 8 adjectives that describe your friend. (e.g., kind, funny, helpful, smart, brave, honest, cheerful, caring, etc.)

Include the following in your collage/wall hanging:

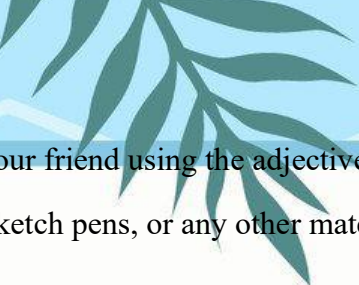
A drawing or photo of your friend (optional but encouraged).

Your friend’s name.

A title: “My Amazing Friend is...”

The adjectives you chose write clearly with decoration.






One or two sentences about your friend using the adjectives.

Use colorful paper, stickers, sketch pens, or any other materials to make your work attractive.

Be neat and creative.



Computer Science

1. Write algorithm and flowchart of the following problems
 - a) To find the number is even or odd
 - b) To find the sum of all the numbers from 1 to n
2. Collect information about famous IT personalities create a worksheet in MS Excel with columns like name invention and native place to enter the information save the worksheet.
3. Complete the notebook work question answers of chapter 1: computer language and problem solving techniques
Chapter 3 Introduction to excel on your computer book
5. Complete the Book Exercise (Objective type) work question answers of
Chapter 1 : Computer languages and problem solving techniques
Chapter 3 : Introduction to excel on your computer book.
6. Learn the chapter 1 : Computer languages and problem solving techniques
Chapter 3 : Introduction to excel

General Knowledge

- 1- Topic – Incredible monuments of India





Prepare an informative chart about monuments of India

- You can use pictures or draw
- Mention 8-10 famous Indian monuments
- Write 1-2 lines about each monuments




2- Write 20-25 current affairs of the month of May and June from an English newspaper. This work should be done on the A4 sheet and submit it in a file.



Art and Craft

Lipan Art

Materials to be used-

- Hard Board (12x12 inch) (shape – square or round only)
 - Fevicryl Mouldit
 - Fabric Colours
 - Mirrors
 - Fevicol
 - Decorative Accessories
- 
- 
- 
- 