



Apex Public School

CLASS-1st

SESSION (26-27)

**Summer
Holiday
Homework**

Dear Parents,

Vacation is a welcome break!

But for students as well as for you, vacations have become synonymous with summers. Is it not? So why not utilize this golden period for family reunion and reiterate your family ties with your kids and relatives. Gear up and utilize your time in the best possible manner.

Go ahead with some unique fun activities with your kids. Let's cheer for the **3R's-**

Rejuvenation, Relaxation and Rebonding !

Dear Students,

Vacation is a time when you connect with your friends, family members and relatives.

So, all of you **"FIX A GOAL AND STRIVE HARD EACH DAY TO ACHIEVE IT!"**

Here are few tips for you to follow –

1. Free play time should alternate with structural game – this cultivates sportsmanship.
2. Assign a permanent workplace and a work-time. This brings in discipline in your life.
3. Reading from colourful illustrated story books will develop your language skills.
4. Inculcate good manners – 4 magic words 'Please, Thank you, Excuse me, Sorry' – Use them and see the difference.
5. Help your mother to keep the house clean. Do small household jobs like dusting, watering the plants, laying dinner table and so on.
6. Plan some outdoor and indoor games.
7. Go out for morning walk, talk about things you see around.
8. Listen stories from family members and
9. Plan a daily routine for yourself and your family members. Pen it down and follow it. Spend quality time with your parents.
10. Last but not the least – **'Always speak in English with your family members and friends.'**



1. Practice 10 pages of cursive writing (Aa-Zz) in 3 in one notebook. (Do practice to write in four lines properly)



2. Be creative (do according to the topic allotted to you)

a) Roll No. → 1 to 6 → Singular and plural noun. (Flash cards)

b) Roll No. → 7 to 12 → Different types of room in a house. (chart)

c) Roll No. → 13 to 18 → Our Helpers (on pastel sheet)

d) Roll No. → 19 to 24 → different types of clothes (Paste clothes according to seasons on pastel sheet)

e) Roll No. → 25 to 30 → Healthy and unhealthy food (Wall Hanging)

f) Roll No. → 31 to 35 → Pronouns (Flashcard)

3. Do page no. 3 to 6 in Excel with Practice English Book.

4. Do the given worksheets and bring it in a clear bag.

A) LEARN THE SIGHT WORDS GIVEN BELOW AND ENHANCE YOUR VOCABULARY.

Name.....

Class.....

Date.....

Learn Sight Words with our Friend Smart  Snail

a	could	great	its	no	run	very
about	cut	had	jump	not	said	we
all	day	has	just	now	see	were
an	did	have	kind	of	she	what
and	do	he	know	on	so	when
are	down	her	like	one	some	where
as	draw	him	live	or	that	which
at	drink	his	long	other	the	who
be	each	how	look	out	their	why
been	eight	I	make	part	then	will
but	find	if	many	play	these	would
by	first	in	made	put	this	write
call	get	into	may	rain	two	you
came	give	is	more	ride	up	yours
can	go	it	my	right	use	zero

Name:..... Class:.....

Order the words correctly.



1



--	--	--

g	o	d
---	---	---



2



--	--	--

h	t	o
---	---	---



3



--	--	--

u	s	b
---	---	---



4



--	--	--

g	e	l
---	---	---



5



--	--	--

a	f	n
---	---	---



6



--	--	--

b	d	e
---	---	---

THIS SUMMER VACATION HELP YOUR CHILD TO DO THE BELOW ACTIVITIES.



Growing you children's talent

Help your children learn a sport or join talent class this summer. While learning new skill/ sport, children stay active and attentive



Creating a family bond

Along with varied activities, kids enjoy meeting people. Summer vacation is the best time to visit other members of the family who do not live in town. Kids really love the presence of Grandparents, aunts and uncles in their lives. It ensures stronger family ties as well




Inculcating Reading Skills

Get your children exposed to the fascinating world of fictitious characters through interesting story books. However, throw in some non-fiction reading as an added advantage.



Involving In Household Chores

Assign your children a few tasks which they can easily accomplish like filling water bottles, keeping them in the refrigerator, watering the plants, cleaning dishes, folding washed clothes etc. This is how you can get your young ones get into the habit of helping out around the house. You will set a pattern that will benefit them when they grow up.



1. Be Creative (Do according to the topics allotted to you):

a) Roll No. → 1 to 6 → Make a beautiful wall hanging on Days /Months.

b) Roll No. → 7 to 12 → Make wall hanging of tables (2 to 5) any two tables.

c) Roll No. → 13 to 18 → Model on Addition

d) Roll No. → 19 to 24 → Model on Subtraction

e) Roll No. → 25 to 30 → Make a beautiful chart of the following shape (Square, rectangle, triangle, circle, oval)

f) Roll No. → 31 to 35 → Flash Cards (size 3" x 3") of numbers 0 to 9

3. Do pages 3 To 14 in "EXCEL WITH PRACTICE MATHS BOOK.

4. Learn and write number names 1 to 20 in 3 in one notebook.

5. Do the given worksheets and bring it in a clear bag.

Name: _____

KG _____

Date: _____

Q. Write number: (before, between, after)

Before

____ 8

____ 17

____ 12

____ 1

____ 20

____ 44

____ 65



Between

1 ____ 3

20 ____ 22


8 ____ 10

14 ____ 16

31 ____ 33

19 ____ 21

11 ____ 13



After

6 ____

13 ____


29 ____

34 ____

17 ____

42 ____

39 ____



Name : _____

Score : _____

Teacher : _____

Date : _____

Hungry Alligators Love to Eat the Biggest Number!

1) 91 27

9) 49 53

2) 83 65

10) 75 49

3) 57 59

11) 57 70

4) 69 72

12) 47 45

5) 22 11

13) 47 43

6) 36 25

14) 47 31

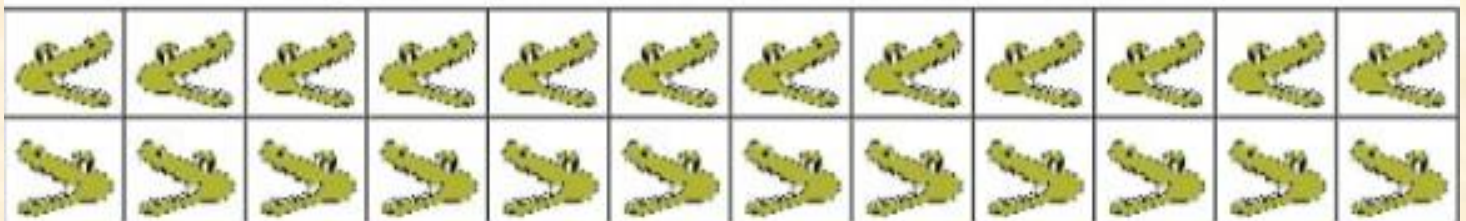
7) 38 20

15) 39 37

8) 36 53

16) 23 70

Cut out the Alligators and Paste Them in the Boxes Above to Solve the Problems



Name: _____

Class: _____

Descending order:

Write the numbers from greatest to least.

9, 1, 3, 7



2, 8, 4, 5



1, 4, 10, 7



6, 5, 4, 3



6, 13, 11, 8

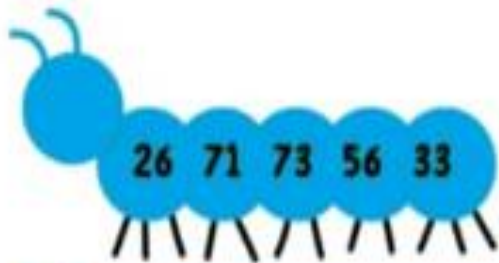


Name: _____


Class: _____

Ascending order:

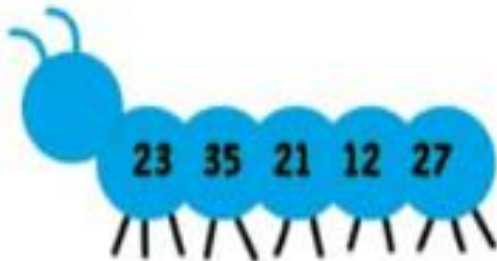
Write the numbers from least to greatest.



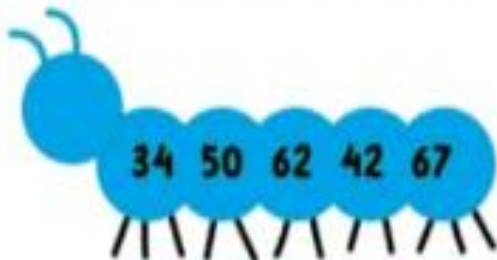
--	--	--	--	--



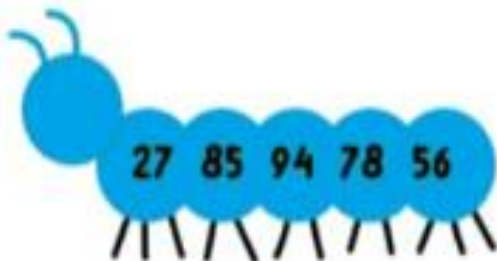
--	--	--	--	--



--	--	--	--	--



--	--	--	--	--



--	--	--	--	--



1. स्वर और व्यंजन (10 बार) पाँच लाइनों में (3 in 1 कार्यपुस्तिका में) लिखो।

स्वर	
अ अमर	आ आम
इ इमली	ई ईश
उ उल्लू	ऊ ऊन
ऋ ऋषि	ॠ ॠषि
ए एडी	ऐ ऐमक
ओ ओखली	औ औरत
अं अंगूर	अः

2. अपने पिताजी के लिए एक सुंदर-सा कार्ड बनाएँ और उन्हें 21 जून को 'फादर्स डे' पर दें।






3. कोई भी कहानी की पुस्तक पढ़ें (जैसे—पंचतंत्र, अकबर-बीरबल, तेनाली राम)। गुंजन अभ्यास पुस्तिका के पृष्ठ 4 से 6 को पूरा कीजिए।

4. दी गई कार्यपत्रिकाओं को पूरा कीजिए।

Name :

Class:

चित्र को देखकर नीचे शब्द लिखिए, सभी शब्द 2 अक्षर के और बिना मात्रा के हैं.



Hindi Worksheet



तीन अक्षर वाले शब्दों का अभ्यास करे।

अ + क्ष + र	=	
क + म + ल	=	
म + ट + र	=	
स + म + य	=	
अ + म + र	=	
स + र + ल	=	
न + म + क	=	
ख + ब + र	=	
ल + ह + र	=	
प + व + न	=	



अक्षर पढ़ते हुए शब्द लिखो (Read the letters and Write words)



Instruction: // चित्रों को शब्दों से मिलान करें।



- बचपन
- अदरक
- खटमल
- जानवर
- टमाटर
- कसरत
- भगवान

आ (i) की मात्रा वाले शब्द



अ + ा + म

=



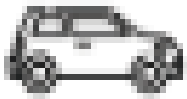
न + ा + क

=

4

च + ा + र

=




क + ा + र

=



घ + ा + स

=



ज + ा + ल

=




ग + म + ल + ा

=



छ + ा + त + ा

=



1. Make any one colourful chart

- Computer system (Page no. 22)

OR

- Types of Computers (Page no. 16)

2. Write any five things that you can do with the help of a Computer.

3. Write the names of ten machines, that you can see around yourself.

4. Name ten natural and ten man-made things.

5. Cut and paste different parts of the computer in the computer notebook.

6. Solve the puzzle page no-13.

NOTE: Use computer notebook for Holidays Homework.

Value Education

Q1. We would appreciate if you use the given phrases to inculcate moral values in your ward.

(A) Learn all the given points and write them on a pastel sheet neatly. It should be colourful and beautiful.

The children should use simple words, phrases and sentences like:-

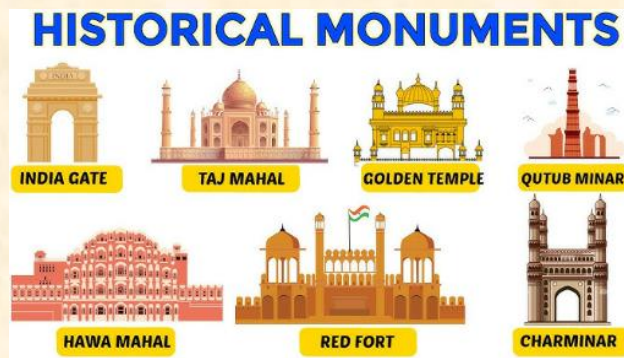
- **May I borrow your pencil / eraser / sharpener?**
- **I have finished my work / lunch.**
- **Ma'am, may I go to the washroom?**
- **Ma'am, may I go to drink water?**
- **Ma'am, may I come in please?**
- **Ma'am, may I go to wash my hands?**
- **Ma'am, I have lost my shoes / blazer / tiffin box / water bottle etc.**
- **Ma'am, I came late as I missed my bus.**
- **Ma'am, I'm sorry. I have forgotten to bring my book, note book, pencil / eraser / drawing book etc.**
- **Ma'am, I'm sorry I couldn't complete my Home Work as I was unwell(with reason)**
 - **Ma'am, may I borrow a pencil / eraser / ruler etc. from my partner as I've forgotten to bring it today.**
 - **Ma'am, please repeat the sentence / word / line.**

(B) Use of magic words like excuse me, sorry, thanks, please in your daily routine and make a beautiful wall hanging of it.

GENERAL KNOWLEDGE



1) Paste the pictures of 5 monuments of India and write their names.



2) Paste the pictures of festivals, food, clothes, ornaments, historical places of Andaman and Nicobar Island.

3) Draw your 2 favourite cartoon character.



NOTE: Do the above work on A-3 size sheet.



● Photo frame

◇ Materials to be used-

□ Card Board or ice cream sticks (4x6) square shape

□ Mirrors □ Fevicol

□ Decorative Accessories

