

APEX PUBLIC SCHOOL

SESSION 2026-27

CLASS II



SUMMER
Vacation

Dear parents,

We wish you and your child a very happy summer holiday. It is time to enjoy, create a bond, click pictures and make memories with family, friends and relatives. To utilize this time in the most constructive way we have prepared

Holiday Homework for the students on the principle of “learning by doing**” for his /her holistic development.**

kindly ensure that the holiday homework is completed by the students under the guidance of the parents.

Physical development

- **Take your child with you for morning /evening walk.**
- **Play different games like ludo, hide and seek, football, chess etc. with your child. This will encourage them to express freely and will make them more responsible.**

Language development

- **Encourage your child to converse in English.**
- **Choose any one object from your surroundings every day, let your child speak few lines on it to develop their speaking skills.**

We are positive that the combined endeavours shall bring about the desired all - around development of the child.

GENERAL INSTRUCTIONS

- *Remember to read textbooks and story books.*
- *Converse in English use golden words like Please, Thank you, Sorry, My pleasure, May I etc.*
- *Learn the school prayer, school anthem and meal prayer given in the diary.*
- *Paste ENGLISH, HINDI AND MATHS worksheets in your classwork notebook.*

ENGLISH:-



1. Learn these Sight Words:-

<i>the</i>	<i>that</i>	<i>warm</i>	<i>boy</i>	<i>me</i>
<i>our</i>	<i>hold</i>	<i>buy</i>	<i>done</i>	<i>see</i>
<i>kind</i>	<i>has</i>	<i>goes</i>	<i>your</i>	<i>they</i>
<i>best</i>	<i>about</i>	<i>after</i>	<i>some</i>	<i>from</i>

2. Read any one story and draw a “Story Map” which includes (Title, Name of the characters, Main event of the story, and how did you liked it).

3. Draw a picture of the best gift you ever received. Write 5 lines about why it is special to you, using at least 3 Adjectives, on an A-3-size sheet. (All roll no.)

4. Make a wall hanging on healthy and unhealthy food. (Roll. No. – 1 to 10)

5. Make a flash card of different types of houses. (Roll. No. – 11 to 20)

- 6. Make a singular and plural noun wheel (Roll. No. – 21 to 30)**
- 7. Collect 5 different types of leaves, paste them on an A-3 size sheet and write their shape and colour (Roll. No. – 31 to 37)**
- 8. Practice 10 pages of cursive handwriting in a separate cursive writing book.**

NOTE :- Do and paste the following worksheets in your English notebook.

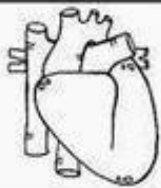
Name : _____

Cut out the pictures from the bottom on the page. Glue them onto internal or external body parts on the top, and write their name.

Internal
Body Parts



External
Body Parts



Name: _____

Date : _____

Common and Proper Nouns

Colour the nouns using the colour code below:

common noun



proper noun



Ms. Jane

corn

song

India

dog

turkey

city

hotel

Sunday

newspaper

Lucknow

friend

December

beach

truck

hospital

girl

Australia

John

school



1. पेड़-पौधों का जीवन चक्र: A-3 आकार (Size) के चार्ट पर पेड़-पौधों का जीवन चक्र बनाइए। (अनुक्रमांक 1 से 10 तक के लिए)
2. शाकाहारी तथा मांसाहारी: शाकाहारी तथा मांसाहारी जीवों को दर्शाने वाली एक 'वॉल हैंगिंग' (Wall Hanging) बनाइए। (अनुक्रमांक 11 से 20 तक के लिए)
3. विलोम शब्द: 10 विलोम शब्दों के फ्लैश कार्ड (Flash Cards) बनाइए। (अनुक्रमांक 21 से 30 तक के लिए)
4. वचन: 10 वचन बदलने वाले शब्दों के फ्लैश कार्ड बनाइए। (अनुक्रमांक 31 से 37 तक के लिए)

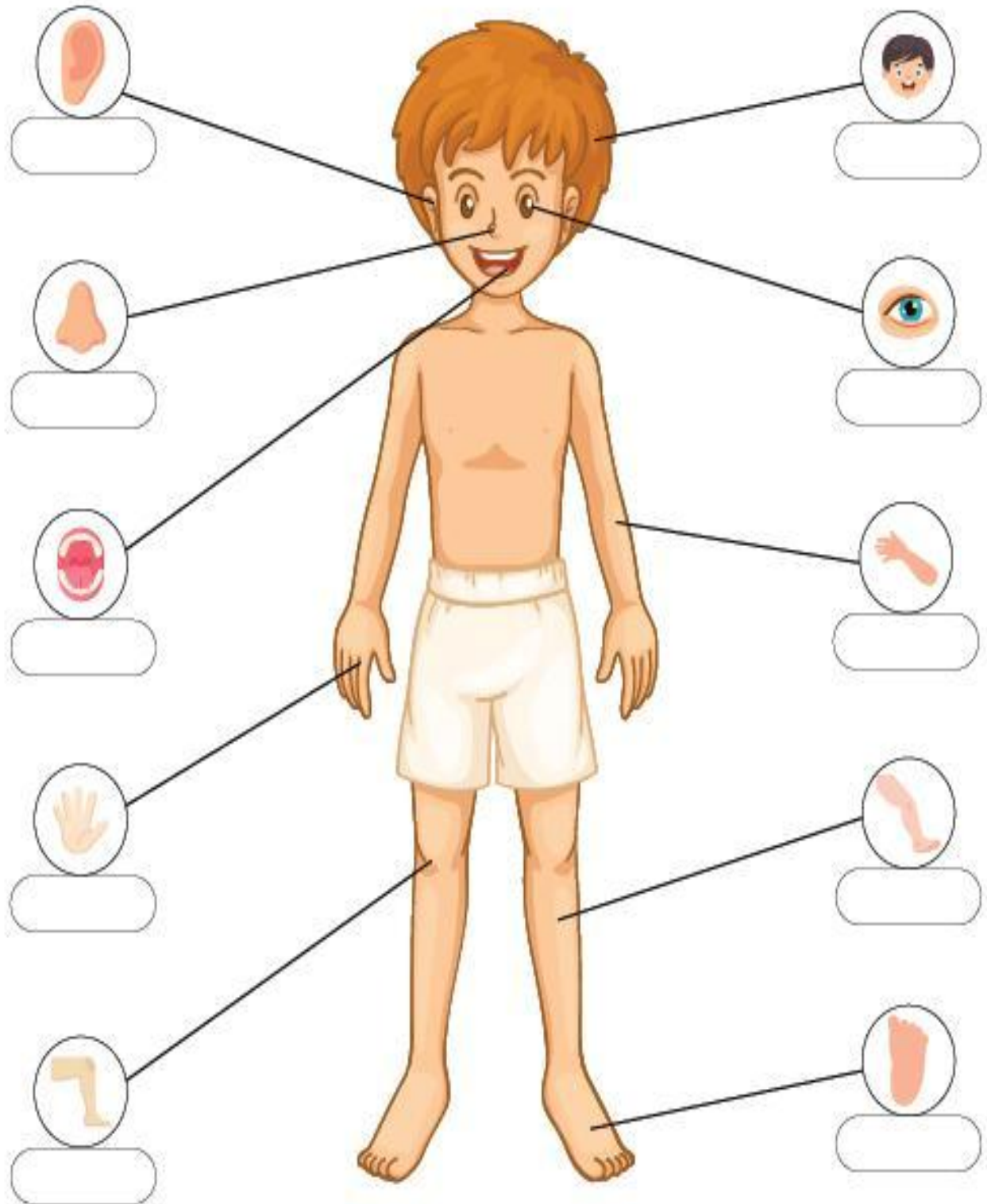
5. पौधारोपण: अपने घर में एक पौधा लगाइए, उसकी उचित देखभाल कीजिए तथा उसके साथ फोटो लीजिए।

6. पक्षी सेवा: बेकार वस्तुओं (Waste Material) से पक्षियों के लिए एक घर बनाइए। रोज़ाना पशु-पक्षियों के लिए पानी भरकर अपनी छत पर और घर के बाहर रखिए।

7. सुलेख: प्रतिदिन एक पेज के अनुसार कुल 10 पेज सुलेख (Writing) लिखिए।

नोट :- इस कार्यपत्रिका को हल करके अपनी हिंदी की कॉपी में चिपकाएँ।

शरीर के अंगों के नाम लिखें



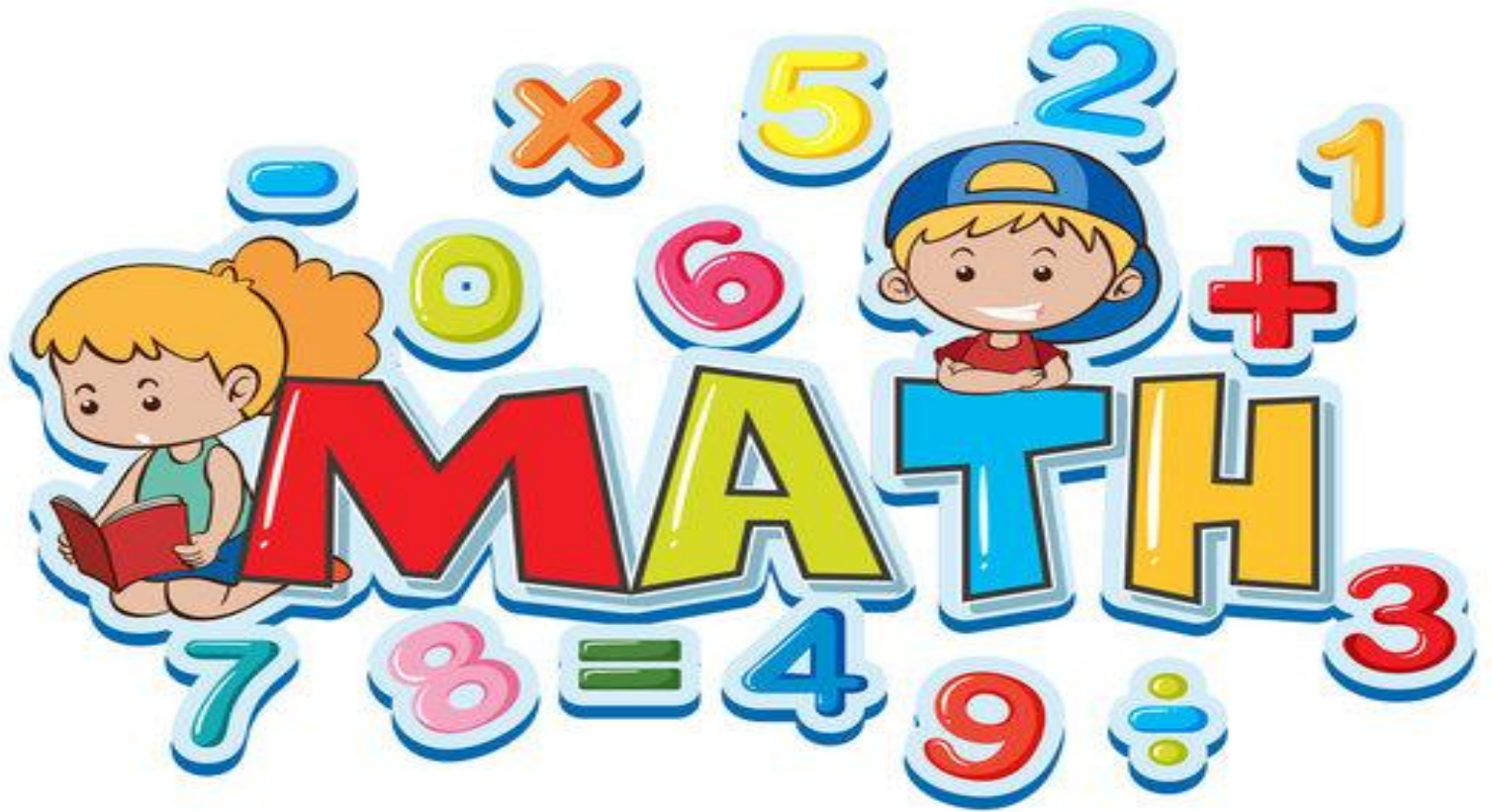
संज्ञा की पहचान

प्रश्न: नीचे दिए गए वाक्यों में रिक्त स्थानों की पूर्ति उपयुक्त संज्ञा शब्दों से कीजिए।

{ किसान, बन्दर, फूल, दादा, मित्र }

1. बगीचे में कई सुंदर _____ खिले हैं।
2. वह अपने _____ के साथ बाजार गया।
3. खेत में _____ हल चला रहे थे।
4. _____ मीठे फल खाते हैं।
5. बच्चा अपने _____ से कहानी सुन रहा था।





1. Learn tables 2 to 12.

2. Make a working model of a clock (Roll no. 1 to 10)

3. Make a wall hanging of tables (Roll no. 11 to 20)

(any two tables)

4. Make a beautiful wall hanging of days of the week/Months of the year (Roll no. 21 to 30)

5. Model of addition/ subtraction (Roll no. 31 to 37)

6. **NOTE:-** Do and paste the following worksheets in your math notebook.

NAME:..... CLASS & SEC..... ROLL NO.....

WRITE THE PLACE VALUE AND FACE VALUE OF UNDERLINED NUMBER

S.NO	NUMBER	PLACE VALUE	FACE VALUE
1	<u>2</u> 53		
2	5 <u>4</u> 2		
3	46 <u>8</u>		
4	9 <u>8</u> 6		
5	<u>8</u> 48		
6	9 <u>6</u> 8		
7	<u>7</u> 85		
8	65 <u>4</u>		
9	<u>1</u> 85		
10	3 <u>6</u> 9		

Place Value

Name _____ Date _____

Write the number using the expanded form

Example: $800 + 40 + 9 = \boxed{849}$

1) $700 + 50 + 8 = \boxed{}$

2) $100 + 60 + 2 = \boxed{}$

3) $400 + 90 + = \boxed{}$

4) $80 + 5 = \boxed{}$

5) $900 + 70 + 7 = \boxed{}$

6) $800 + 30 + 4 = \boxed{}$

7) $500 + 3 = \boxed{}$

8) $600 + 10 + 3 = \boxed{}$

Write the correct number in the box

Example: $475 = 400 + \boxed{70} + 5$

9) $573 = 500 + \boxed{} + 3$

10) $826 = \boxed{} + 20 + 6$

11) $219 = 200 + 10 + \boxed{}$

12) $357 = 300 + 50 + \boxed{}$

12) $702 = 700 + \boxed{} + 2$

14) $499 = 400 + \boxed{} + 9$

Fill in the correct digit for each place value

Example: $348 = \underline{3}$ hundreds + $\underline{4}$ tens + $\underline{8}$ ones

15) $819 = \underline{}$ hundreds + $\underline{}$ tens + $\underline{}$ ones

16) $407 = \underline{}$ hundreds + $\underline{}$ tens + $\underline{}$ ones

17) $539 = \underline{}$ hundreds + $\underline{}$ tens + $\underline{}$ ones

18) $721 = \underline{}$ hundreds + $\underline{}$ tens + $\underline{}$ ones

Q1 Arrange in ascending order:

333, 777, 719, 202, 343

606, 997, 444, 288, 150

101, 808, 290, 312, 570

Q2 Arrange in descending order:

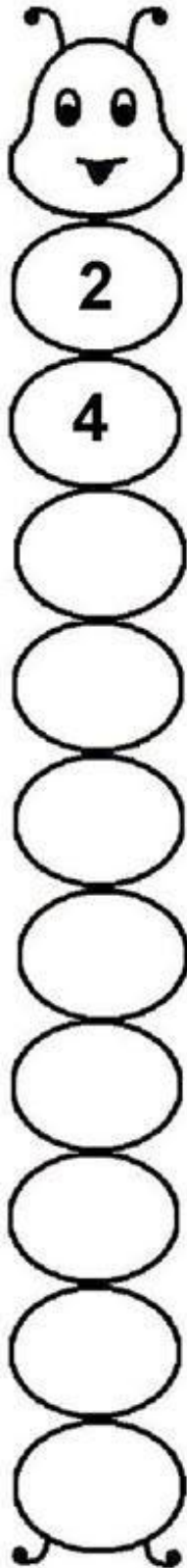
919, 999, 803, 878, 702

780, 199, 633, 562, 222

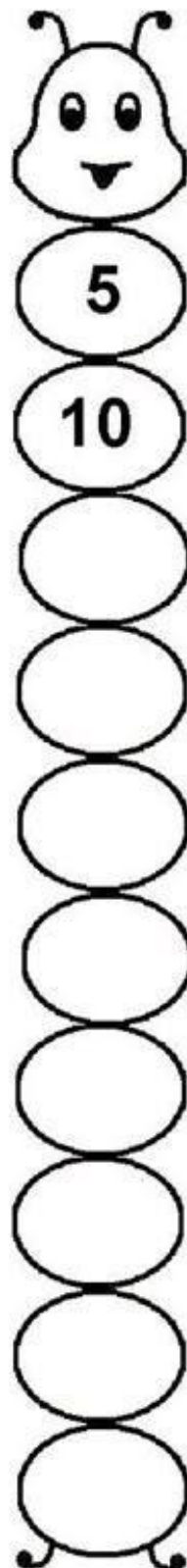
777, 183, 264, 880, 818

Name _____ Date _____

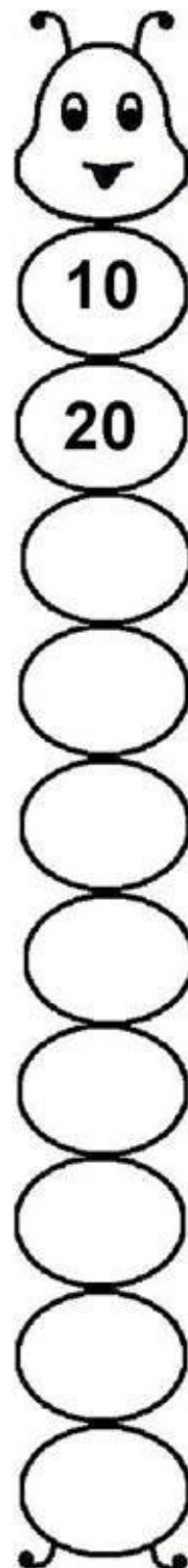
Skip count
by 2



Skip count
by 5



Skip count
by 10



Computer Science



1. Make any one colourful chart from the given topics:-

- 1. Computer System (Page no 25)**
- 2. Keyboard (Page no. 33)**
- 3. Uses of AI in our daily life (Page no 90)**

2. Solve the puzzle (Find seven places where Computers are used, Page no.22)

3. Collect pictures of different types of computers and paste them in the computer notebook.

(Palmtop, Desktop, Laptop, Tablet, Supercomputer)

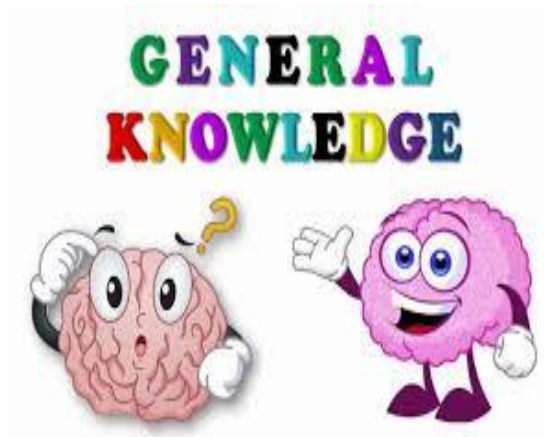
4. Write the steps - How to START a Computer. (Page no. 46)

5. Write the steps - how to TURN OFF a computer. (Page no 47)

6. Solve the Crossword. (Page no 43)

NOTE: Use a computer notebook for holiday homework.

G.K.



- Paste the picture of the current President, Prime Minister, Chief Minister of Delhi and Education Minister of India with their D.O.B. on an A3-size sheet.

Do this work in a scrapbook.

- Paste the picture of 4 community helpers and write what they do.
- Paste the picture of the national symbols.
- Draw or paste the picture of the 5 sense organs.
- Write the names of three storybooks you read during the holidays and paste the picture.

Value Education

- Make a beautiful wall hanging of any five positive affirmations.



We would appreciate it if you use the given phrases to inculcate moral values in your ward.

- Learn all the given points and make a beautiful Poster on an A3-size sheet using 4 to 5 phrases.

The children should use simple words, phrases and sentences like:

Daily Classroom Sentences

Basic Needs:

- May I drink water, please?
- May I go to the washroom?
- May I come in, Ma'am/Sir?

Polite Requests:

- May I borrow a pencil/eraser?
- Please move aside.
- Could you please repeat that?
- May I sharpen my pencil?

Helping & Sharing:

- Can I help you with this?
- May I share my book?
- It is my turn now.
- Thank you for your help!

Informing the Teacher:

- I have finished my work.
- I don't understand this question.
- May I show you my notebook?
- I am sorry, I forgot my book today.

Art and Craft



Your art holiday homework is to create a beautiful wall hanging craft as shown in the reference picture. 🏠 🎨

You have to make a cute bird house using ice cream sticks and decorate it creatively with colours and designs.

✍️ Materials Required:

- Ice cream sticks
- Fevicol/glue
- Acrylic or poster colours
- Paint brush
- Decorative items (optional)
- Walnut shell for birds
- Black marker/sketch pen

📌 Instructions:

- Complete the craft neatly and creatively.
- Use bright and clean colouring.
- Bring the completed activity after the holidays.
- Also complete Page no. 17 and 22 in your Art Book.

Enjoy your holidays and make your artwork colourful and creative! 🌈 ✨

Have a great



VaCaTion!