

General Instructions for Summer Holiday Homework

Dear Students,

Summer vacation is a time to relax, enjoy, and learn new things happily. Complete your holiday homework neatly and creatively.

Instructions:

1. Complete all work in neat and legible handwriting.
2. Do your work independently with little help from parents.
3. Submit the holiday homework on time after the vacation.
4. Decorate your work using colours, drawings, and creativity.
5. Keep your notebooks and worksheets clean and well maintained.
6. Read English and Hindi storybooks daily for at least 20 minutes.
7. Practice tables, spellings, and handwriting regularly.
8. Spend quality time with family and help parents in small household tasks.
9. Eat healthy food and drink plenty of water.
10. Avoid excessive use of mobile phones, TV, and video games.
11. Follow good habits and be kind and respectful to everyone.
12. Take care of plants, birds, and your surroundings.
13. Revise the work done in class regularly.
14. Bring all completed work on the reopening day.

Learn with joy, explore with creativity, and return with happy memories!" 😊

Longer days and shorter nights

Dark shades & brighter lights

Favourite music & best friends

Keep away pencils keep away pens.

Make these days the time of your life

And make the nights just as right

This time only comes once a year

So live it up without inhibition and fear.

This summer break, try and make a difference

Guidelines for the parents:

- **Spend some quality time with your kids.**
- **Have at least one time meal with them.**
- **Play at least one indoor or outdoor game with them**
- **Take them to the park and share your childhood experiences with them.**
- **Encourage your child to go outdoors and spend time with their grandparents rather than sitting in front of electronic gadgets all day.**
- **Encourage your child to cultivate the reading habit. Get some story books of their choice to read.**

Reading time

Reading story books enhance language and vocabulary. Make a habit of reading one story everyday.

Writing time

- **Read about any one leader you like and write five sentences what do you like in that leader.**
- **Do practice cursive writing one page everyday .**

Note : Do this work in separate English notebook.

•Speaking hearts

English Workbook- Complete your book from pg no.- 4 to 16.

Activity Time

Make chart/model on the following :

Roll Numbers :Task Description


1-10

Topic: Socks Puppet

 **You have to make a soft puppet using simple materials like socks, paper, and cloth. This activity will develop creativity and communication skills.**

11 – 20

Topic: Emotion Wheel

 **You have to create an emotion wheel to identify and express different feelings. This activity will help in understanding emotions in a fun way.**

21 – 30

Topic: Common and Proper Nouns

 Write any 5 Common Nouns and 5 Proper Nouns.

 Paste or draw pictures to represent them.

31 and above

Topic: Genders in Nouns

Paste 5 pictures each of:

— Masculine Gender

— Feminine Gender

— Common Gender

हिंदी

1. घर में रोज़ इस्तेमाल होने वाली 20 वस्तुओं के नाम
हिंदी की कॉपी में लिखिए।

उदाहरण:

Chair – कुर्सी

Mirror – दर्पण

Spoon – चम्मच

2.मम्मी की मदद से कोई सरल व्यंजन बनाइए और उसकी विधि हिंदी की कॉपी में लिखिए और बनाते हुए अपनी एक फोटो भी खींचकर कॉपी में चिपकाएँ ।

उदाहरण:नींबू पानी ,सैंडविच ,फ्रूट सलाद

3. नई हिंदी कहानियों के नाम लिखिए और अपनी पसंदीदा कहानी की कठपुतली बनाइए।

4.दिए गए मॉडल को रोल नंबर के अनुसार बनाइए।

1 से 10 संज्ञा

11 से 20 सर्वनाम

21 से 34 विशेषण

5. इस चित्र में चार अंतर ढूंढिए।



6. दी गई कार्यपत्रिकाओं को हिंदी की कॉपी में पूरा करने के बाद चिपकाएँ ।

नीचे दिए गए गद्यांश में आए सर्वनाम शब्दों को रेखांकित कीजिए ।



राजेश एक साधारण लेकिन बेहद मेहनती व्यक्ति है। उसकी उम्र तीस साल है, और वह अपने गाँव में एक शिक्षक के रूप में काम करता है। बच्चों को पढ़ाना उसकी सबसे बड़ी खुशी है। वह हमेशा नए तरीके से पढ़ाई करने का प्रयास करता है ताकि बच्चे आसानी से सीख सकें। राजेश का सपना है कि उसके गाँव के बच्चे अच्छे से पढ़कर आगे बढ़ें। वह समय-समय पर गाँव के विकास के लिए भी विचार करता है और लोगों को प्रेरित करता है।

संज्ञा की पहचान

संज्ञा शब्द को पहचान कर गोला लगाओ 1

1. बोलना राजा यहाँ तांबा कुर्सी

2. सुख पपीता भागना इधर मना

3. छोटा गुस्सा रजाई किसका पक्का

4. मैंने चीन ठंडा पकाना किसे

5. चाचा झंडा खेलना खुशी उसने

6. तेल चाँद भय चबाना मैं


7. चित्र नाम हमसब वह फूल

8. गुलाब कौन दया चीखना किधर

9. ऐसे पंखा भौंकना कम जंगल

10. चहल गायब अजीब इंसान मोह

वर्ग पहेली में से सभी महीनों के नाम ढूँढिए।



जु	मा	र्च	अ	ग	स्त	ड
ला	ड	ट	अ	क्तू	ब	र
ई	सि	त	म्ब	र	ल	फ
अ	ह	जू	न	क	प	र
प्रै	म	न	व	म्ब	र	व
ल	दि	स	म्ब	र	म	री
ड	ज	न	व	री	ई	ज



बूझो तो जाने

पहेलियाँ

क) पैरों में जंजीर लगी है

फिर भी दौड़ लगाए

पगडण्डी पर चले झूम के

गाँव-गाँव पहुँचाए

ख) एक लाठी की सुनो कहानी

इसमें छिपा है मीठा पानी

ग) काले घोड़े पर सफेद सवारी

एक उतरते ही दूसरे की बारी

घ) एक पैर और बाकी धोती

सावन में वो अक्सर रोती

ड) तीन अक्षर का मेरा नाम

आगे-पीछे एक समान

नोट :- पृष्ठ 4 से 20 लहर

अभ्यास पुस्तिका भाग 1 पूरा

करें।

Maths

 Roll no 1 to 10 Make a robot by using different geometrical shape (2D).

 Roll no 11 to 20 Make a working model on place value chart.

 Do these three questions in the scrap book

1. Roll no 1 to 32 Make a beautiful scrapbook of table 12 to 20.

2. Family Age Chart

Write ages of:

❖ Father

❖ Mother

❖ Grandparents

❖ Yourself

➤ Then answer:

➤ Who is oldest?

➤ Who is youngest?

➤ Find the difference between two ages.

3. Observe prices of 5 items at home/shop and write them in a notebook.



✓ Example: Milk – ₹60, Bread – ₹40

• Find:

I. Costliest item

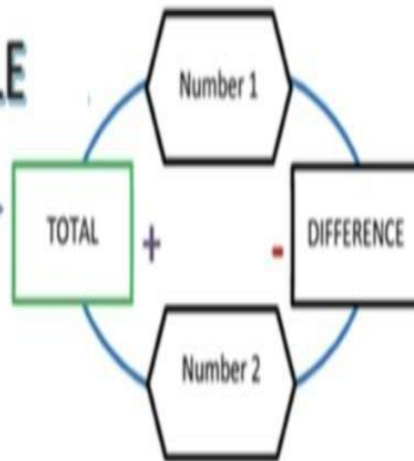
II. Cheapest item

 Revise the syllabus covered so far.

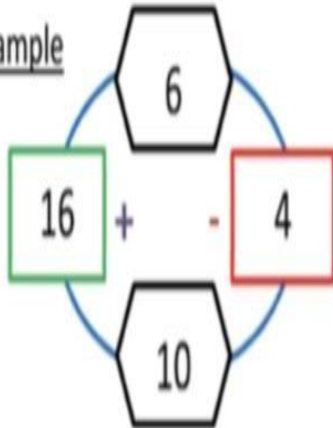
 Take out the print out of given below worksheets  and paste it in your math notebook.

TOTAL DIFFERENCE PUZZLE

This is how the puzzle works!

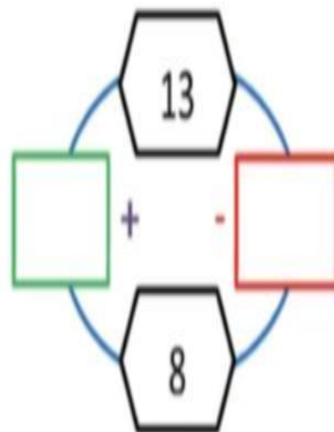
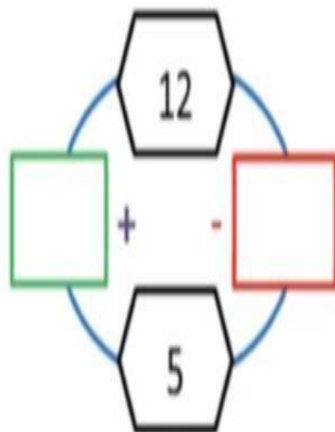
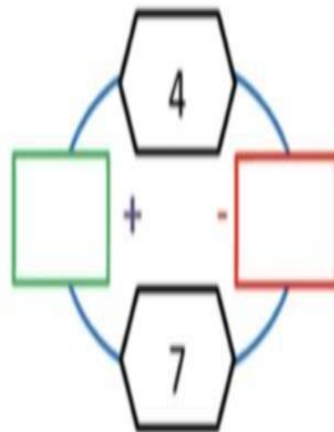
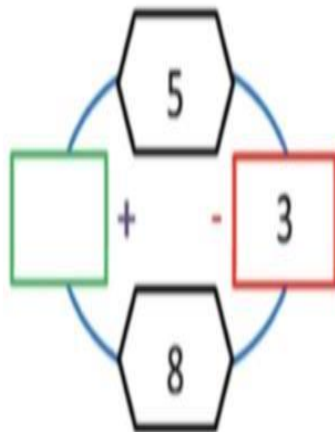


Example



Remember - the **difference** is always **positive**!

Work out the missing numbers in these puzzles.



Activity 2

Do as directed:

Colour

1-digit odd number – Blue

1-digit even number – Green

2-digit even number – Orange

3-digit odd number – Purple

3- digit even number – Yellow

1	4	12	23	633					
63	8	32	24	342					
976	534	28	51	324					
5	32	52	14	53	52	453	38	31	
60	57	90	7	35	76	675	36	86	
97	34	95	36	56	86	68	48	865	
46	76	16	52	63	28	834	35	836	
463	749	345	475	36	473	647	654	887	
673	73	375	643	75	23	32	123	342	
35	542	790	608	65	3	395	1	351	
22	534	77	645	9	243	263	56	555	
153	100	174	346	57	64	457	745	946	



❖ Note- Do page no-5 to 19 in
Your math workbook part 1.

EVS



1. My Travel Diary

Activity: If you visit any place during the holidays (even nearby), make a small diary:

- Draw or paste a picture.
- Write 5 lines about where you went, what you saw, and how you felt.

2. Animal Report Card

Activity: Choose any one animal (e.g., Tiger, Elephant, Dog) and make a creative report card:

#Name:

#Where it lives:

#What it eats:

#Any special feature (e.g., runs fast, good swimmer)

Draw or paste a picture

4. Cleanliness Champion Poster(Roll no 1-16)

Activity: Make a poster on “Clean Surroundings, Healthy Life”.

Draw dustbins, children cleaning the house, or using a broom.

Add a simple slogan (like “Swachh Bharat,

5. Save earth poster

(Roll no-17-32)

- make poster on save earth and add slogan

6. Bonus: “I Spy” Nature Hunt

Activity: Go around your home or park and note down 5 things you see in nature (e.g., leaf, butterfly, stone, cloud, tree). Draw and name them.

Computer

Dear Students,

Enjoy your summer holidays and complete the following computer activities neatly and creatively. Use colors and diagrams wherever needed.

■ How Does a Computer Work?

1. Write the steps showing how a computer works.
2. Draw a simple computer system and label its parts.
3. Write any three uses of a computer.

■ IPO Cycle

1. Write the full form of IPO.
2. Explain the IPO cycle with one example.
3. Draw and color the IPO cycle diagram.

■ Central Processing Unit (CPU)

1. What is CPU?

2. Why is CPU called the brain of the computer?

3. Draw and label a CPU.

■ Hardware

1. Define hardware in simple words.

2. Name any five hardware devices.

3. Paste or draw pictures of hardware devices.

■ Input, Output and Storage Devices

1. Write names of four input devices.

2. Write names of four output devices.

3. Name any four storage devices and their uses.

■ Software

1. What is software?

2. Differentiate between hardware and software.

3. Write any two examples of software.

■ System Software

1. What is system software?

2. Write names of different operating systems.

3. Why is system software important?

■ Application Software

1. What is application software?

2. Write examples of application software used at home or school.

3. Draw icons of any two application software programs.

Instructions for Students:

- Complete all work neatly in your notebook or on A4 sheets.
- Use colors, pictures, and diagrams to make your work attractive.
- Learn and revise all topics regularly.
- Submit the homework after summer vacation.

General Knowledge

1. Space Travel Scrapbook

Paste or draw pictures of rockets, astronauts, and planets.
Write **2 lines** about each.

2. Famous Explorers Passport Activity

Make a small “Explorer Passport.”
Choose 3 explorers and write:

- Name
- Country
- One discovery

Example: Vasco da Gama, Christopher Columbus, Marco Polo.

3. My Dream World Tour

Draw a world map and mark 5 countries you wish to visit.
Write:

- Famous food
- Famous monument
- Language spoken

4. Leaf Collection Album

Collect 5 different leaves, paste them neatly, and write:

- Leaf name
- Shape
- Colour

5. Feather in the Cap!

Make a colourful bird cap using paper feathers.
Write 3 facts about your favourite bird.

International Yoga Day

Here are some asanas you can try!

Frog Jump

- Squat down like a frog
- Jump as high as you can
- Repeat the same across the room.

Bear Walk

- Extend legs straight
- Head down

Crab Walk

- Bottom up for level stomach as the child is able
- Feet under knees

Caterpillar Crawl

- Start in downward dog
- Walk hands out to plank
- Walk feet up to downward dog

Kangaroo Jump

- Feet together
- Hands to chest
- Small jumps with both feet
- Jumps with hands stationary

♥ Yoga is fun, it keeps us strong and happy!

Value Education

Make the given charts according to the roll numbers

Roll no.1 to 10 📌




Roll no 11 to 20👉

🌟 Creative Extension Activities

🦊 Fox Mask Activity

Make a fox mask and speak 3 lines as the fox.



Roll no.21 to 34👉

🐿️ Squirrel Puppet

Use a paper bag or sock to create a squirrel puppet.



Do this worksheet

THANK YOU

I'M SORRY

PLEASE

EXCUSE ME

NAME: _____

BASIC MANNERS

Review the basic manners below and complete the following sentences. Find your answers in the box. Answers may be the same.

1. When asking for something, say "_____."
2. When receiving something, say "_____."
3. If you do need to get somebody's attention right away, always say "_____."
4. When you have any doubt about doing something, ask _____ first.
5. _____ on closed doors and wait to see if there's a response before entering.
6. When you make a phone call, _____ yourself first and then ask if you can speak with the person you are calling.
7. Don't _____ people mean names.
8. _____ your mouth when you cough or sneeze, and don't pick your nose in public.
9. When someone helps you, say "_____."
10. Be _____ to the disabled people. _____ them when necessary.



COVER | THANK YOU
PERMISSION | HELP | KIND
CALL | EXCUSE ME | KNOCK
PLEASE | INTRODUCE



Art & Craft

 **Activity: Pencil Shaving Art Craft**  

Create beautiful artworks using pencil shavings such as flowers, butterflies, trees, animals, or smiley faces as shown in the picture.

#Materials Required:

 Pencil shavings

 Drawing sheet or chart

paper A3 size


 Glue

 Pencil and colours

 Sketch pens / crayons

Instructions:

 Collect clean pencil shavings carefully.

 Draw shapes like flowers, animals ,butterflies, trees, village scenes or sun.

🍀 Paste the pencil shavings neatly to complete the design.

🍀 Add colours and outlines to make it attractive.





Keep the work neat and creative.