



**Class
1V**



APEX
PUBLIC SCHOOL

**SUMMER
HOLIDAYS
HOMEWORK**





MATHEMATICS

SUMMER HOLIDAY HOMEWORK

MAY - JUNE 2026



and Grow!



SECTION A - LARGE NUMBERS


1. Number Practice

Write numbers in digits.

★ Sixty seven thousand, three hundred forty five
= _____

★ Nine lakh, eighty seven thousand, two hundred ten
= _____

★ Four crore, three lakh, ninety two
= _____



2. Compare the numbers using >, < or =.

★ 67,345 _____ 67,435

★ 9,87,540 _____ 9,78,540

★ 1,25,60,000 _____ 1,25,06,000



3. Put commas and write in words.

★ 456789 = _____

★ 3098472 = _____

★ 12503005 = _____

SECTION C - MULTIPLICATION

7. Learn Tables: 2 to 20

Write each table 2 times.

$2 \times 1 = 2$
 $2 \times 2 = 4$
...
 $20 \times 10 = 200$

8. Multiply

Solve:

a) $4,567 \times 3 =$ _____

b) $7,892 \times 6 =$ _____

c) $12,345 \times 4 =$ _____

d) $23,456 \times 2 =$ _____

9. Word Problem

★ A rope is 2,345 metres long. How long will 8 such ropes be?



SECTION B - ADDITION & SUBTRACTION OF LARGE NUMBERS

4. Addition

Solve:

a) $3,45,678$
 $+ 2,56,789$

b) $15,67,890$
 $+ 7,89,654$

5. Subtraction

Solve:

a) $8,76,543$
 $- 3,45,678$

b) $23,45,678$
 $- 12,34,567$

6. Word Problems

★ A school has 1,25,678 books in the library. If 45,789 books are added this year, how many books are there in total?



★ In a stadium, 78,654 people were sitting. 23,456 people left during the interval. How many people are still in the stadium?



SECTION D - THINKING SKILLS

10. Fill in the blanks

★ $9,99,999 + 1 =$ _____

★ $7,50,000 - 1 =$ _____

★ $5,00,000 \times 10 =$ _____

★ $100 \times 1,000 =$ _____

12. Pattern

Find the next two numbers.

a) 1,00,000
2,00,000 3,00,000 _____

b) 25,000 50,000 75,000



11. Arrange in ascending order.

65,432 6,54,321 54,632 6,43,250
_____ < _____ < _____ < _____

SECTION E - REAL LIFE MATHS

13. My Holiday Budget

Rohan went on a trip. He made the following budget.

Items	Amount (₹)
Travel	12,850
Stay	8,750
Food	6,450
Sightseeing	4,250



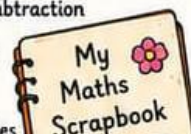
14. Money Activity

SECTION F - FUN & PROJECT

15. Maths Scrapbook

Create a scrapbook on any one topic:

- ★ Large Numbers
- ★ Addition & Subtraction
- ★ Multiplication



Use pictures, examples

16. Maths Around Me

Observe and write:

- ★ Number of steps in your home (approx.) _____
- ★ Number of cars in your street _____
- ★ Number of books in your study _____

6. Ela has written an acrostic with her name. Each word she has written

Describes her qualities.

◆ E- Elegant

◆ L- Loyal

◆ A-Attentive

Write an acrostic poem with your name in an A-4 size sheet .Write one word with each letter of your name. These words must describe some of the positive qualities you possess.

7. Using your creativity explain the following topics according to your roll Nos.(Use A3 sized sheet)

- **Roll no. 1 to 5 - Nouns and its kinds**
- **Roll no. 6 to10- Pronouns**
- **Roll no. 11 to 15 – Adjectives and its kinds**
- **Roll no. 16 to 20 – Gender nouns**
- **Roll no. 21 to 25 – Kinds of sentences**
- **Roll no. 26 onwards – Articles**

हिंदी

1. पठन कार्य - रोज़ 10 मिनट कोई एक हिंदी की पुस्तक पढे।
2. शब्द कोष भंडार : रोज़ 5 नए हिंदी के नये शब्द शब्द कोष भंडार बनाकर उसमें लिखें और उनके अर्थ याद करें।

3.रचनात्मक कार्य - जब मैं चिड़ियाघर घूमने गया विषय पर एक सुंदर चित्र बनाइये और उसके बारे में पाँच वाक्य लिखिये।

4.पर्यावरण का ध्यान: अपने घर के आसपास एक पौधा लगाइये और उसकी देखभाल कीजिये।

5.सुविचार : कोई 10 अच्छे सुविचार का चार्ट सुंदर तरह बनाकर लाए।

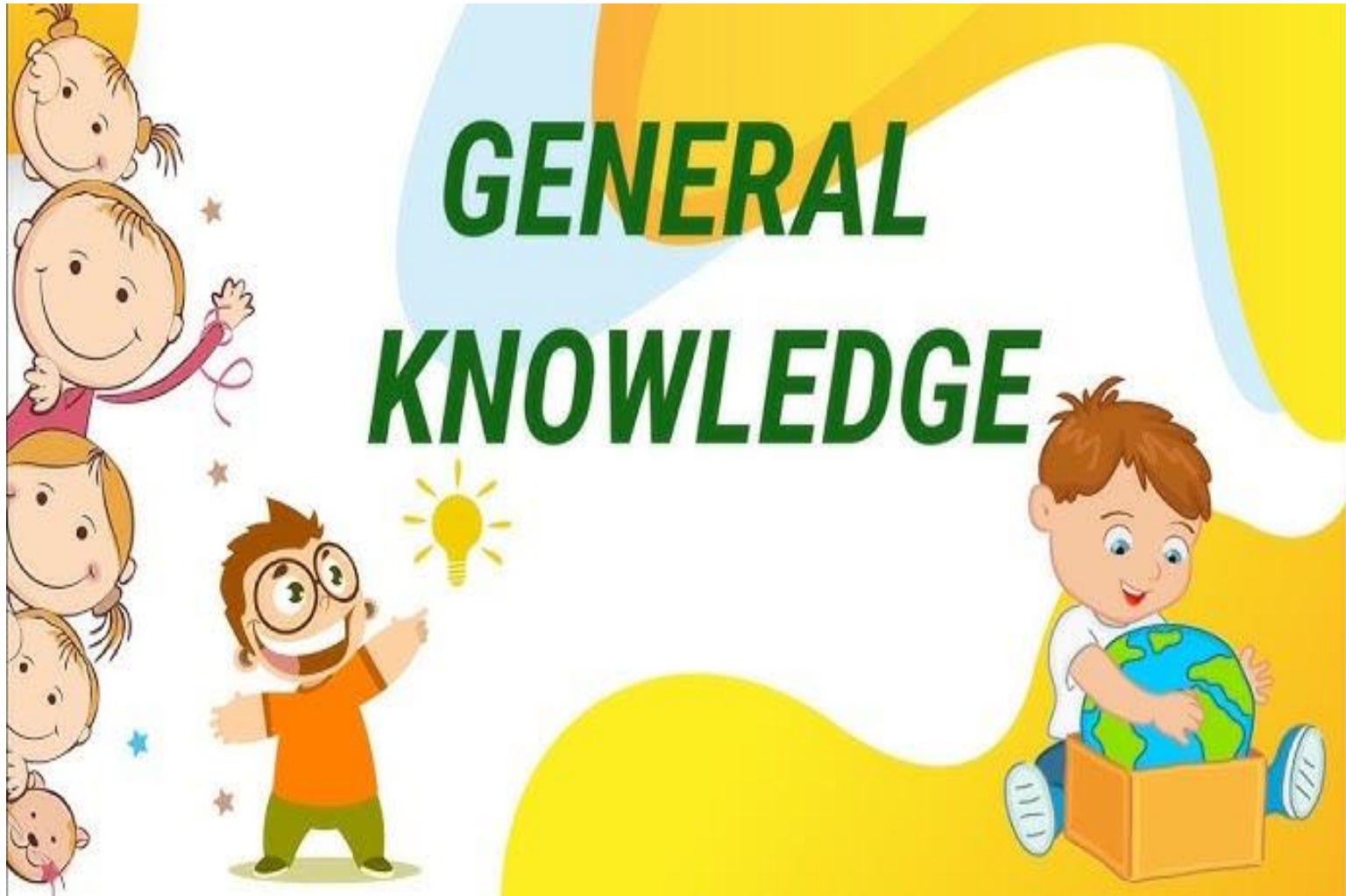
6.चार्ट :अपनी कक्षा के लिए निम्न विषय पर अपने अनुक्रमांक के अनुसार चार्ट बनाकर लाये।

1. विशेषण (1 से 10 तक)

2.लिंग (11 से 20 तक)

3. पर्यायवाची शब्द (21 से 30 तक)

4.स्वच्छ भारत अभियान चित्र (31 से 35 तक)



☀ Theme: “Explore, Learn & Enjoy!”

Dear Students,

Summer holidays are the perfect time to learn new things in a fun way. Complete the following activities neatly in a scrapbook/file with colourful pictures and creativity.

1. Paste or draw pictures and write 2 lines about each:

- a) National Animal
- b) National Bird

- c) National Flower
- d) National Flag
- e) National Anthem

2. Activity – Nature Explorer

Observe nature and write:-

- 1) Names of 5 birds you saw
- 2) Names of 5 flowers
- 3) One thing you did to help nature 🌱

3. Fun Activity

Make one G.K. model OR poster on any topic according to your roll no:-

- 1) Solar System (1 to 10)
- 2) Good Habits (11 to 20)
- 3) Some interesting facts of the World (21 to 30)
- 4) Yoga Chart (31 to 35)

4. Activity – Quiz Time

Write answers of these questions:

Q1. Which planet is called the Red Planet?

Q2. Who wrote the National Anthem of India?

Q3. What is the capital of India?

Q4. How many days are there in a leap year?

Q5. Which is the largest ocean in the world?

Holiday Homework Rules:-

- ✓ Use neat handwriting
- ✓ Decorate your work creatively

🌈 “Learning becomes fun when curiosity grows!”


Data Structures & Algorithms $O(n \log n)$ $o(n^2)$

COMPUTER SCIENCE

`int x;
x = 1;`

`while (x + y < 10) {
 x += 1;
} // while true`

01001101
01010010
11000101

IP DNS 

https://

Dear Students,

Enjoy your summer holidays while learning exciting computer concepts in a fun and creative way. Complete all the activities neatly in your notebook or on A4 sheets.

■ Classification of Computers

1. Write the names of different types of computers.
2. Draw and color any two types of computers.
3. Write two uses of each type of computer.

■ Wearable Computers

1. What are wearable computers?
2. Paste or draw pictures of smart watches, fitness bands, or smart glasses.
3. Write any three advantages of wearable computers.

■ Embedded Computers

1. Define embedded computers in simple words.
2. List five machines or devices that use embedded computers.
3. Draw one embedded computer device and label it.

■ Input and Output Devices

1. Write the names of five input devices and five output devices.

2. Draw and label any two input devices and two output devices.

3. Match the devices with their correct functions.

■ Computer Memory

1. What is computer memory?

2. Differentiate between Primary Memory and Secondary Memory.

3. Write the full forms of RAM and ROM.

■ Storage Devices

1. Name different storage devices used in computers.

2. Paste pictures of hard disk, pen drive, CD/DVD, and memory card.

3. Write two uses of storage devices.

Instructions for Students:

- Complete all work neatly and creatively.
- Use colors, charts, and diagrams wherever needed.
- Revise all topics regularly.
- Submit your holiday homework after the summer vacation.

Values In Education



“Learning Good Values with Fun” ✨

1. Gratitude Jar ☐

Write one thing you are thankful for every day during the holidays.

Example:

I am thankful for my parents.

I am thankful for my school.

 Decorate the jar or notebook creatively.

2. Helping Hands Challenge

Help at home in any 5 activities:

Watering plants

Arranging books

Helping grandparents

Setting the table

Feeding pets/birds

Write: On A-4 Size Sheet

What did you do?

How did you feel after helping?

3. Kindness Calendar

Make a small calendar and complete one act of kindness daily.

Examples:

Share toys

Speak politely

Say “Thank You”

Help a friend

Apologize when wrong

4. “My Good Habits” Poster

Make a colorful poster showing good habits such as:

Brushing teeth twice

Respecting elders

Keeping surroundings clean

Speaking truth

Being punctual

Use drawings, stickers, or cut-outs.



 **Activity: Choose ANY ONE Only***

IMPORTANT: Students have to complete ONLY ONE activity from the two given below. Do NOT do both.

Option 1: Paper Bag Character Craft

Make a creative character using a brown paper bag.

***Examples:* Lion face, Ladybug bag, Funny monster face, Decorative pattern bag**

***Materials:* Brown paper bag, coloured papers, googly eyes, glue, ribbons, decorative items**

Option 2: Clown Hanging Craft

Make a hanging clown using coloured paper/cardboard with long ribbon strips.

***Examples:* Clown face with hat + colourful hanging ribbons as shown in pictures**

***Materials:* Coloured papers, foam sheets, long ribbons/crepe paper strips, glue, glitter**

Common Instructions for Both:

- 1. Choose ONLY ONE activity – Paper Bag OR Clown Hanging.**
- 2. Use materials neatly. Make it colourful and creative.**
- 3. Refer to the sample pictures for ideas, but add your own design.**
- 4. Write your name, class, section behind the craft.**

9 -14 Wind mill (pg 153)

Roll no 15 to 19

Molecular structure of solid liquid gas using thermacol balls (ph 109-110)


Roll no 20-27 Water cycle (pg 101)

Roll no 29 to 31 Food preservation (pg 77-78)

Scrap Book work

1. Paste pictures of different nutrients

2. Collect different kinds of leaves ,twigs ,grass in your scrap book



GENERAL INSTRUCTIONS

- ✓ Do all the work **NEATLY** on an A4 or A3 size sheet.
- ✓ No cutting, scribbling, or untidy writing.
- ✓ Use waste materials, old magazines, newspaper.
- ✓ Add drawings, pictures, and colors neatly.
- ✓ Write Name, Class, Section, Roll No. on all work.
- ✓ Marks will be given for neatness and creativity.*

PART – A : _Incredible India

Choose ANY ONE Activity

ACTIVITY 1 – Paste & Write

Pick any 2 places in India: The Northern Mountains, The Northern Plains, The Western Desert, The Southern Plateau, The Coastal Plains and The Islands.

On an A4 size sheet, paste a picture of the place neatly and write:

- ✓ What is the name of the place?
- ✓ What is 1 famous thing found there?
- ✓ What kind of clothes do people wear there?
- ✓ Write 5 lines neatly on how it looks and why it is special.
- ✓ Have you travelled there? Write yes or no. If yes, write 2 lines neatly about your visit.

OR

ACTIVITY 2 – Travel Bag

Imagine you are visiting different parts of India. Draw a “travel bag” neatly on an A4 size sheet. Inside it, paste or draw 3 things you will take

to the mountains, desert, and beach. Write 2 lines neatly for each.
What will you use it for?

PART – B : Theme: People and Past

Students may prepare ANY ONE of the following:

1. Working Model

Examples:

- Bullock cart using cardboard
- Simple rainwater harvesting model
- Stepwell using clay/waste material

OR

2. Poster Making

Themes: National Symbols, Our Duties, Save Trees, Great Indians

Make a poster neatly on an A3 size sheet. Write 8 lines neatly to explain your poster.

OR

3. Scrapbook / Heritage Book

Make a small 6-page scrapbook on *‘‘My India’’. Include:

- ✔ 1 great person from India with picture
- ✔ 1 festival with picture

✔ 1 old and 1 new transport

Write 2 lines neatly for each. Use waste materials.

OR

4. 3D Model

Examples:

- Small model of a hut, boat, or fort using clay/cardboard
- Clay model of National Animal or Bird

OR

5. My History Card

Choose any 1 great person from India you know about. Make a card neatly with picture and name. What good work did they do? Write 5 lines neatly on why you like them and what we learn from them.

OR

6. Fact File

Choose any 1 topic: Great Indians, Indian Festivals, Old Transport of India

On A4 size sheets, prepare a *‘‘Fact File’’ with:

- ✔ Paste 2-3 pictures related to your topic
- ✔ Write 3 lines neatly giving facts about the topic

✔ Write 3 lines neatly on why you chose this topic

You can take help from parents/books.