




**APEX PUBLIC SCHOOL  
HOLIDAY HOMEWORK**

**2026-27**

**CLASS V**

**DEAR PARENTS,  
GREETINGS!**

**AS THE HOLIDAYS APPROACH, WE HAVE  
DESIGNED A SET OF ENGAGING AND  
MEANINGFUL HOLIDAY HOMEWORK FOR OUR  
STUDENTS. THE PURPOSE OF THIS WORK IS  
TO ENSURE THAT CHILDREN REMAIN  
CONNECTED WITH THEIR LEARNING WHILE  
ALSO ENJOYING THEIR BREAK IN A CREATIVE  
AND STRESS-FREE MANNER.**





**THE ACTIVITIES INCLUDED FOCUS ON ENHANCING READING, WRITING, AND VOCABULARY SKILLS, ALONG WITH ENCOURAGING CREATIVITY AND INDEPENDENT THINKING. WE REQUEST YOU TO KINDLY GUIDE AND MOTIVATE YOUR CHILD TO COMPLETE THE TASKS NEATLY AND ON TIME. PLEASE ENCOURAGE THEM TO EXPLORE, OBSERVE, AND EXPRESS THEIR IDEAS IN THEIR OWN UNIQUE WAY.**

**WE LOOK FORWARD TO YOUR CONTINUED SUPPORT AND COOPERATION IN MAKING LEARNING ENJOYABLE FOR OUR STUDENTS.**

**WISHING YOU AND YOUR FAMILY A HAPPY AND PRODUCTIVE HOLIDAY!**





# English

## 1. Reading Task

READ ANY STORY AND WRITE ON A A-3 SIZED SHEET

- NAME OF THE STORY
- CHARACTERS
- MORAL
- ALSO DRAW ANY SCENE FROM IT.

## 2. Fun Learning Task (In English notebook)

- WATCH AN ENGLISH CARTOON/MOVIE 
- WRITE 5 NEW WORDS
- USE THEM IN SENTENCES

## 3. Explore and Write (In scrapbook)

COLLECT THE INFORMATION ABOUT THE OLYMPIC GAMES -

- \* WHEN AND WHERE DID THE OLYMPIC GAMES BEGIN ?
- \* HOW OFTEN ARE THE OLYMPIC GAMES HELD?
- \* WHAT ARE THE OLYMPIC RINGS AND WHAT DO THEY REPRESENT ?
- \* WHAT IS THE OLYMPIC MOTTO?
- \* NAME ANY FIVE SPORTS PLAYED IN THE OLYMPICS.
- \* WRITE ABOUT ONE FAMOUS OLYMPIC ATHLETE.
- \* WHAT VALUES DO WE LEARN FROM THE OLYMPIC GAMES?
- \* HOW MANY MEDALS INDIA HAS WON IN THE OLYMPIC GAMES AND IN WHICH SPORTS?
- \* CREATIVE TASK - DRAW AND COLOR THE OLYMPIC RINGS OR MAKE A SMALL POSTER ON THE OLYMPIC GAMES.

## 4. Show Your Creativity (Based on Roll Number)

Use your creativity to create a chart on the topic given below according to your roll number:

(Use A-3 sized sheet)

- Roll no. 1 to 7 - Articles
- Roll no. 8 to 15 - Verbs
- Roll no. 16 to 22 - Pronouns
- Roll no. 23 to 29 - Adjectives
- Roll no. 30 onwards - Adverbs

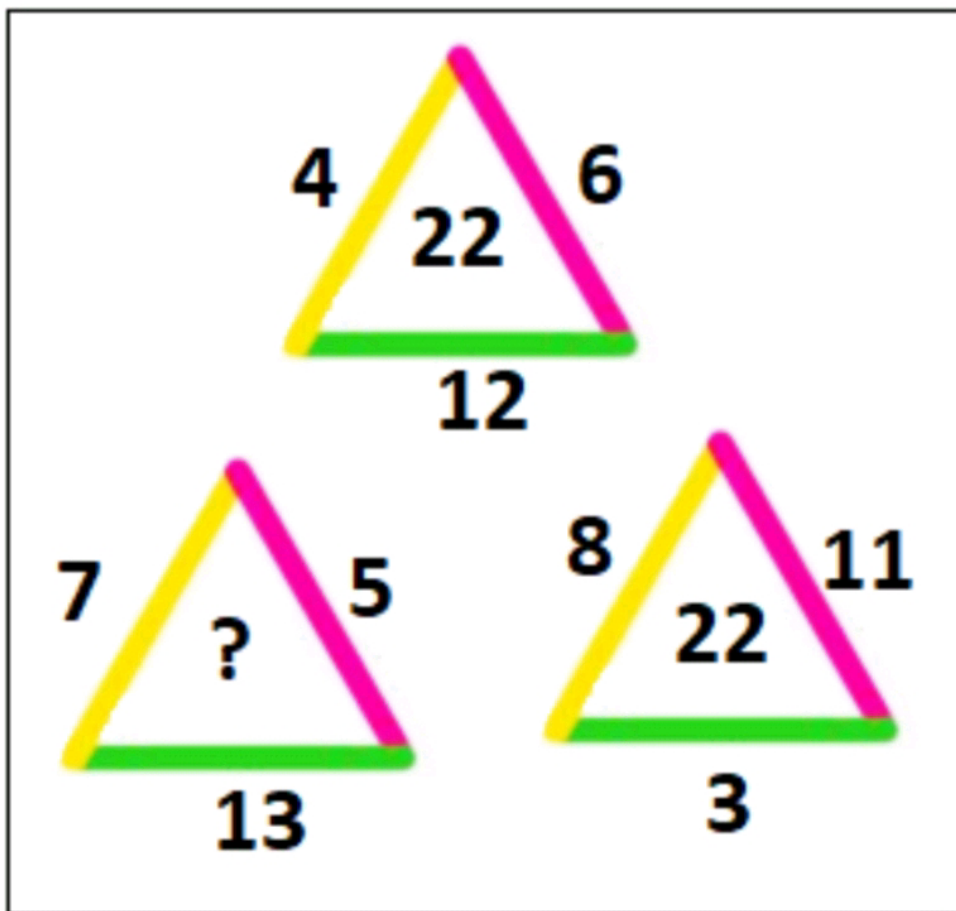
5. Do one page of neat handwriting daily . Also do reading daily to enhance your reading skills and vocabulary .



# MATHEMATICS

Note – Make a separate notebook .

✚ Solve the following puzzles





5	x	6	=	
+		÷		
8	÷	2	=	
=		=		

	x		=	12
÷		÷		
	x		=	2
=		=		
3		2		

	÷		=	2
x		+		
	+		=	7
=		=		
8		4		





4  $\times 6$   $+ 8$   $+ 5$   $- 17$   $: 2$   $+ 3$   $+ 24$

12  $+ 6$   $+ 17$   $- 5$   $+ 13$   $+ 1$   $: 2$   $+ 8$

www.ecognitiva.com



## Picture based Learning

1. Solve the following word problems. All the questions to be answered based on the table given below.



Name of the state/ UT	Value of the apple production in tonnes
Jammu and Kashmir	17,19,420
Himachal Pradesh	6,43,850
Uttarakhand	64,880
Arunachal Pradesh	7,340
Nagaland	1,800
Telangana	80

1. Which state/UT produces the maximum quantity of apples in India?
2. Find the total value of the three highest apple-producing areas, as per the above table.
3. How many more tonnes of apples does Jammu and Kashmir produce as compared to Himachal Pradesh?
4. Find the total value (in tonnes) of apple production in India, as per the table.
5. How many more tonnes of apples should Arunachal Pradesh produce to be at par with Uttarakhand?






## CHARTS

SHOW YOUR CREATIVITY (BASED ON ROLL NUMBERS)


USE YOUR CREATIVITY TO CREATE A CHART ON THE TOPIC GIVEN BELOW ACCORDING TO YOUR ROLL NUMBER:(USE A3 SIZED SHEET)


- ROLL NO. 1 TO 7 - NUMBER SYSTEM(NATIONAL & INTERNATIONAL)
  - ROLL NO. 8 TO 15 - EVEN & ODD NUMBERS
  - ROLL NO. 16 TO 22 - FACTORS & MULTIPLES
  - ROLL NO. 23 TO 29 - FRACTIONS
  - ROLL NO. 30 ONWARDS - TYPES OF POLYGONS
- 




# हिंदी

1. मेरा सपनों का बगीचा कार्य: एक सुंदर बगीचे का चित्र बनाइए और उसके बारे में 8-10 वाक्य बनाकर लिखिये

 2. गर्मियों के फलों के चित्र चार्ट पर चिपकाकर उनके लाभों को लिखिये।

 3. शब्दकोश बनाओ कार्य- क से लेकर ह तक हर एक वर्ण के पाँच शब्द शब्दकोश बनाकर उसमें लिखे।

 4. चार्ट पेपर पर एक पर्यायवाची शब्दों का पेड़ बनाइये।





👴👵 5. अपने दादा-दादी / नाना- नानी का साक्षात्कार करे। अपने घर के बड़े सदस्य से 5 प्रश्न पूछें और उनके उत्तर लिखे।

🌸 6. अपने अनुक्रमांक के अनुसार निम्न विषय पर चार्ट बनाइये।

क) भारतीय संस्कृति मेरी पहचान ( 1 से 10)

ख) वन संरक्षण के लिए मेरे पाँच कार्य (चित्र द्वारा) ( 11 से 20 )

ग) कोई 7 अविष्कार चित्र द्वारा तथ्यों के साथ ( 21 से 30)


घ) किन्हीं 10 अनेक शब्दों के लिए एक शब्द ( 31 से 35 तक)



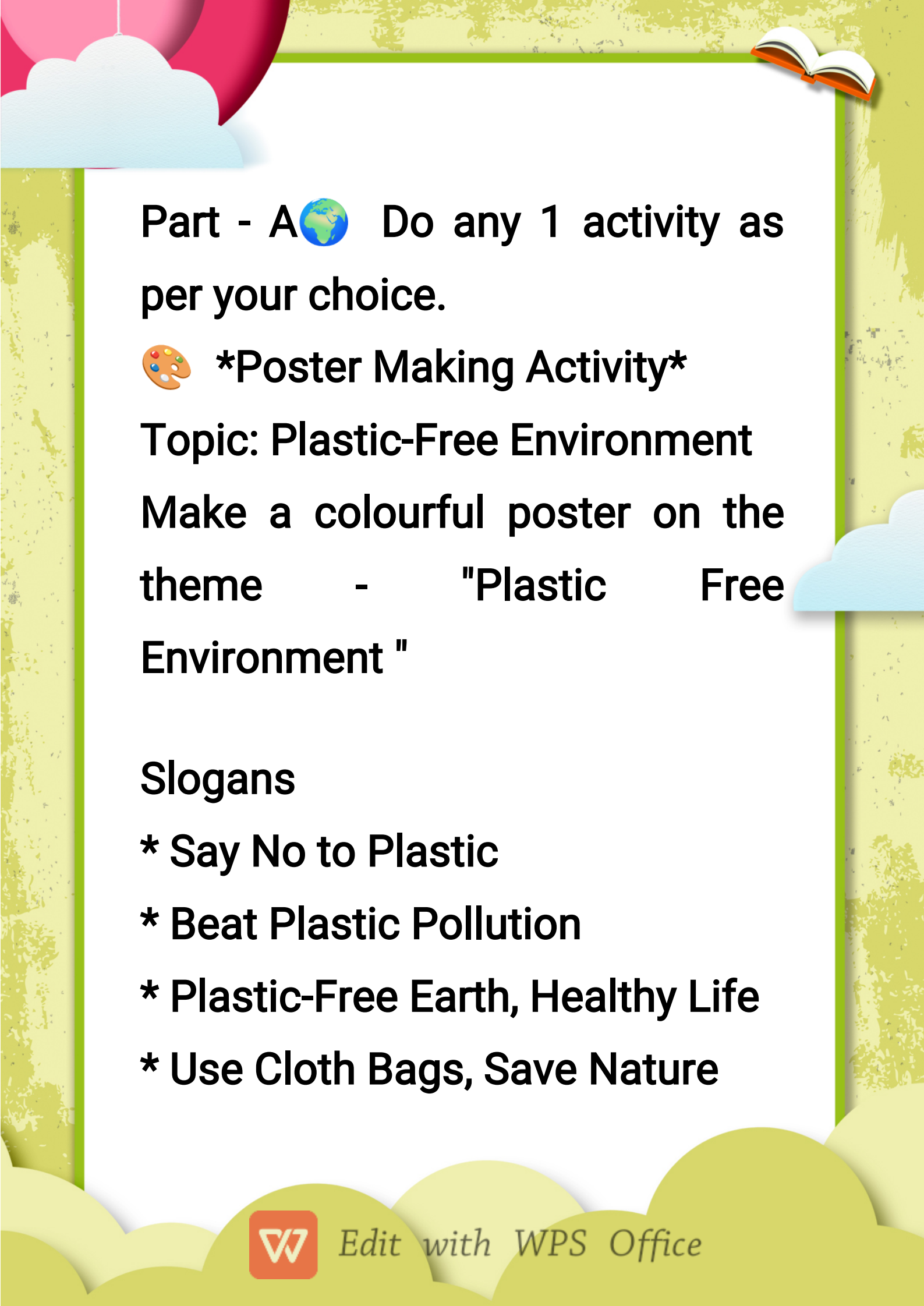


# Social Studies

## ☀ GENERAL INSTRUCTIONS

- ✓ *Complete all work neatly and creatively.*
  - ✓ *Use eco-friendly materials wherever possible.*
  - ✓ *You may use pictures, drawings, maps, charts, and sketches.*
  - ✓ *Write in your own words.*
  - ✓ *Submit your work in a well-decorated folder or scrapbook.*
- 





Part - A 🌍 Do any 1 activity as per your choice.

🎨 **\*Poster Making Activity\***


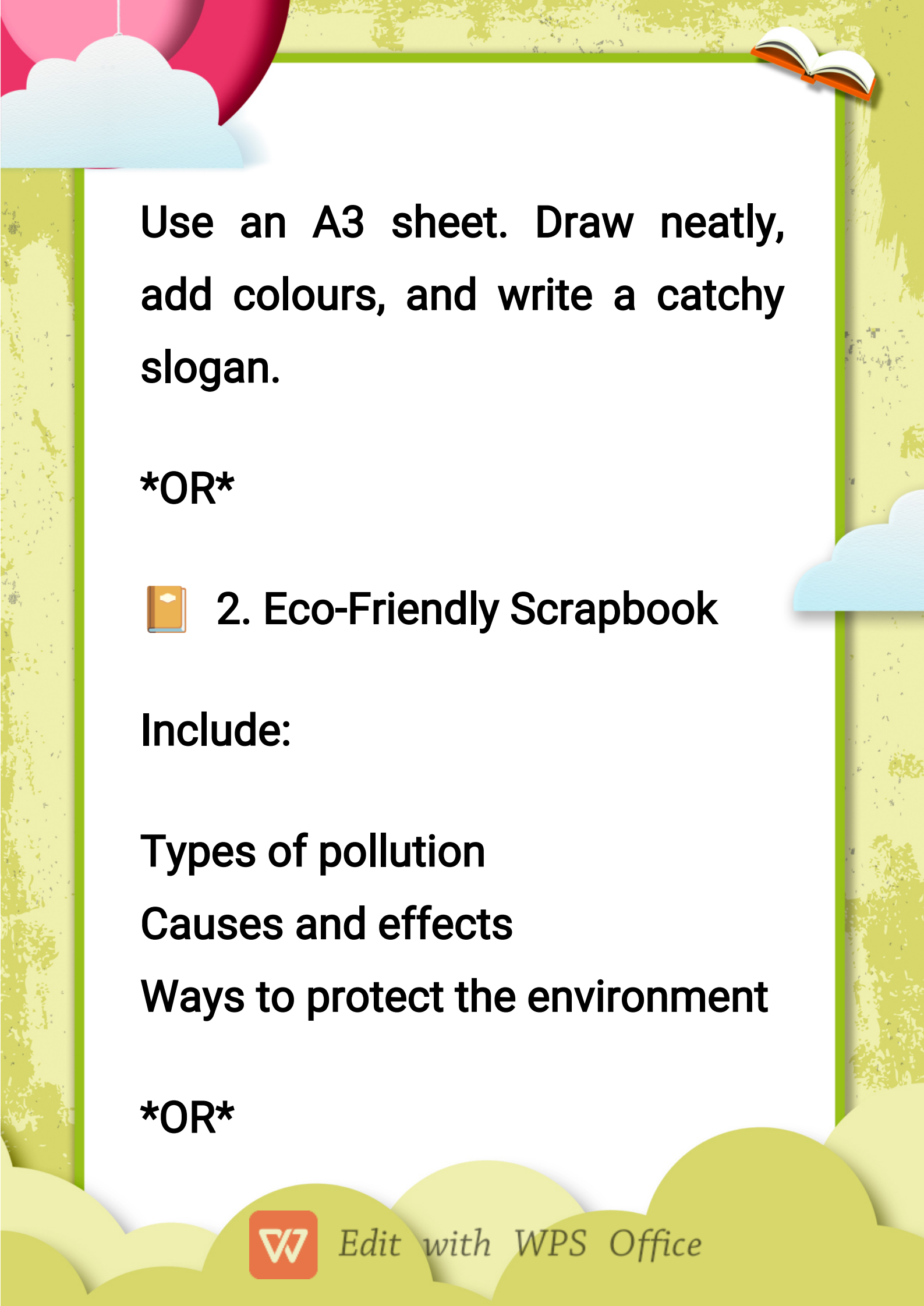
**Topic: Plastic-Free Environment**

**Make a colourful poster on the theme - "Plastic Free Environment"**

**Slogans**

- \* Say No to Plastic**
- \* Beat Plastic Pollution**
- \* Plastic-Free Earth, Healthy Life**
- \* Use Cloth Bags, Save Nature**





Use an A3 sheet. Draw neatly, add colours, and write a catchy slogan.

**\*OR\***

 **2. Eco-Friendly Scrapbook**

**Include:**

**Types of pollution**

**Causes and effects**

**Ways to protect the environment**

**\*OR\***





**3. Prepare a Disaster Safety Booklet on any ONE natural disaster:**

**Earthquake**

**Flood**

**Cyclone**

**Tsunami**

**Drought**

**Include:**

- ✓ Causes**
- ✓ Affected areas**
- ✓ Safety precautions**
- ✓ Emergency kit items**
- ✓ Interesting facts**





**\*OR\***

**4. Choose ANY ONE national leader:**

**Mahatma Gandhi**

**Subhas Chandra Bose**

**Bhagat Singh**

**Rani Lakshmi Bai**

**Tatya Tope**

**Jawaharlal Nehru**

**Sardar Vallabhbhai Patel**





## Activity: Biography Card

Prepare a 2-page illustrated biography including:

- ✓ Early life
- ✓ Major contributions
- ✓ Role in India's freedom struggle
- ✓ Famous slogan or quote
- ✓ What inspires you most

5. Create a simple working model of the Globe.





**\*OR\***

**6. Evolution of Communication.\***

**Prepare a 3D display showing**

**\*Pigeon Post, Letter, Telephone,**

**Radio, Computer, Mobile Phone\*.**


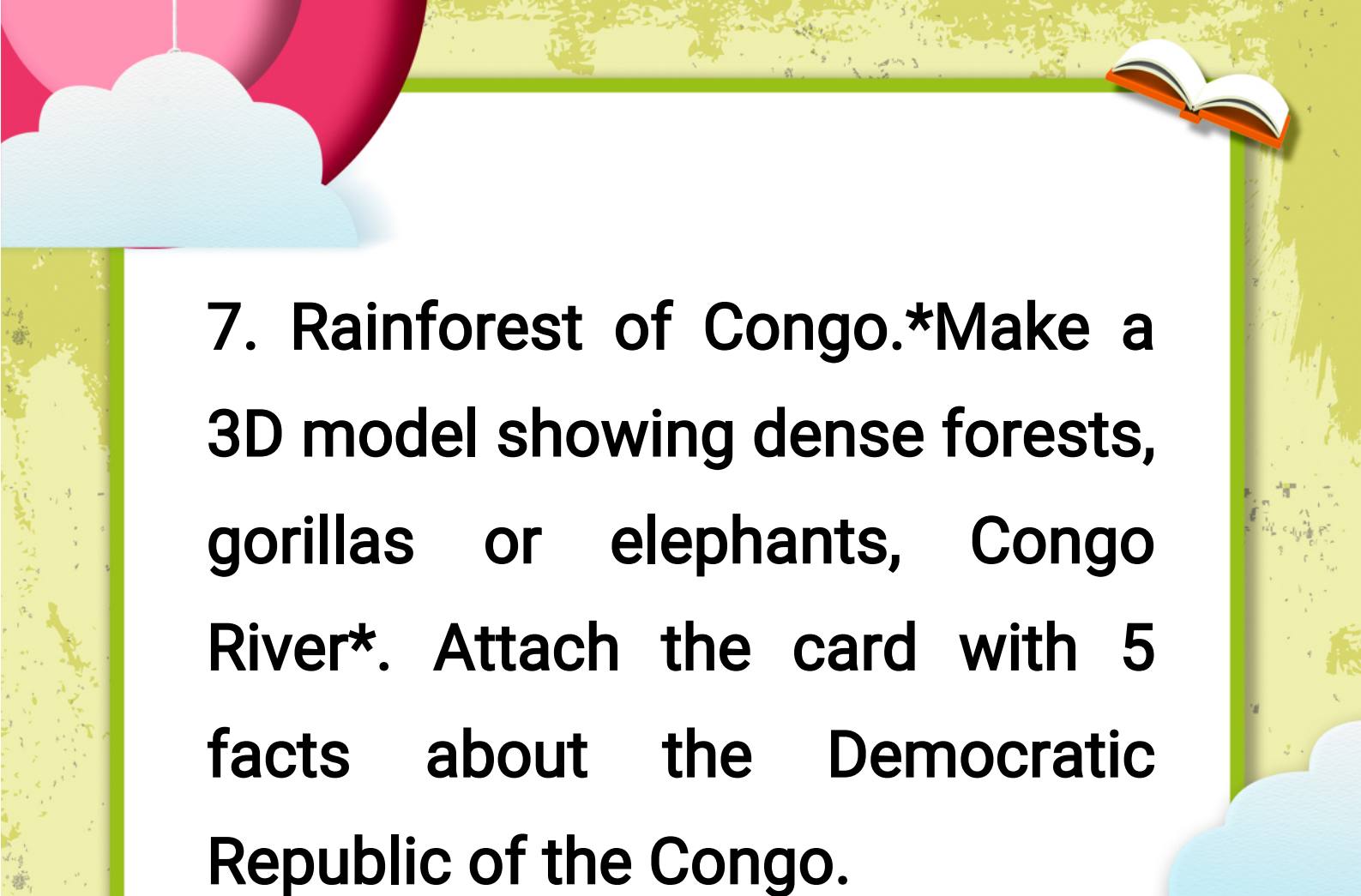
**Write 5 lines about how**

**communication has changed**

**over time.**

**\*OR\***





**7. Rainforest of Congo.\*Make a 3D model showing dense forests, gorillas or elephants, Congo River\*. Attach the card with 5 facts about the Democratic Republic of the Congo.**

**\*OR\***

**8. Greenland Igloo Scene. Create a \*snow-covered model\* with \*igloo, polar bear, seal, Inuit people\*. Write 5 facts about Greenland.**





**\*OR\***

**9. Saudi Arabia Desert. Make a \*desert scene\* with \*sand dunes, camel, tent, date palms\*. Write \*5 facts about Saudi Arabia and its climate\*.**

**\*OR\***

**10. Prairies Farm Model.\*Design a prairie grassland\* showing \*wheat fields, tractor, farm house, bison\*. Write 5 facts about the Prairies.**





# SCIENCE

Theme: "Science in Everyday Life"

Dear Students,

This holiday homework is designed to help you explore science through simple real-life observations and creative activities.

Part A – Observe & Explore

1. Science Around Me

Observe any 5 things around you that show science in daily life.

Examples:

- \* Melting ice
- \* Shadow formation
- \* Germination of seeds
- \* Magnet on refrigerator
- \* Evaporation of water





Write for each:

- \* Observation
- \* Science concept involved

Part B – Fun Science Activity

2. Perform Any Two Activities

Activity Options:

- \* Seed Germination
- \* Shadow Making Activity
- \* Floating and Sinking Objects
- \* Magnet Hunt at Home
- \* Making a Rainbow using Water and Mirror

Write:

- \* Materials used
- \* Steps performed
- \* What you observed
- \* Science concept learned





## Part C – Creative Learning

### 3. Make Any One

- \* Poster on “Save Environment”
- \* 3D Solar System Model
- \* Water Cycle Diagram
- \* Food Chain Chart

Use simple and neat presentation.

## Part D – Thinking Skills

### 4. Science Quiz Time

Prepare 10 science questions with answers from the syllabus.

## Part E – Reading Task

### 5. Chapter Reading

Read the following chapters:

- \* Skeletal and muscular system
- \* Nervous system
- \* Stay safe

Learn difficult words and meanings.



## Submission Guidelines


- \* Submit in a neat file/folder.
- \* Use coloured headings and labelled diagrams.
- \* Original and creative work will be appreciated.

## COMPUTER SCIENCE

1. Make any one colourful chart from the given topics.

- Early Counting Devices (Page no. 8)
- Super Computer (Page no.12)
- Fifth Generation of Computers.(Page no.12)
- Advantages and Disadvantages of AI (Page no 119)





2. Write a short note on the following topics:

I. ABACUS.

II. First generation of Computers.

III. Operating System (Page no. 19)

IV. Artificial intelligence (Page no. 116)

V. Super AI (Page no. 118)


VI. Uses of Internet

3. Make a model of ABACUS using colourful rods and beads.

4. Activity: Open MS Word, create a simple table with two rows and two columns

- Add your favourite fruits in one column and their benefits in the other.





5. Cut and paste different types of Computers in the computer notebook.

(Super computers , Mainframe computer , Mini computers and Micro computers)

## ART

🌸 Activity: Decorative Flower Gate Craft

🌸 Create a beautiful flower using disposable plates colourful , and craft materials as shown in the picture.

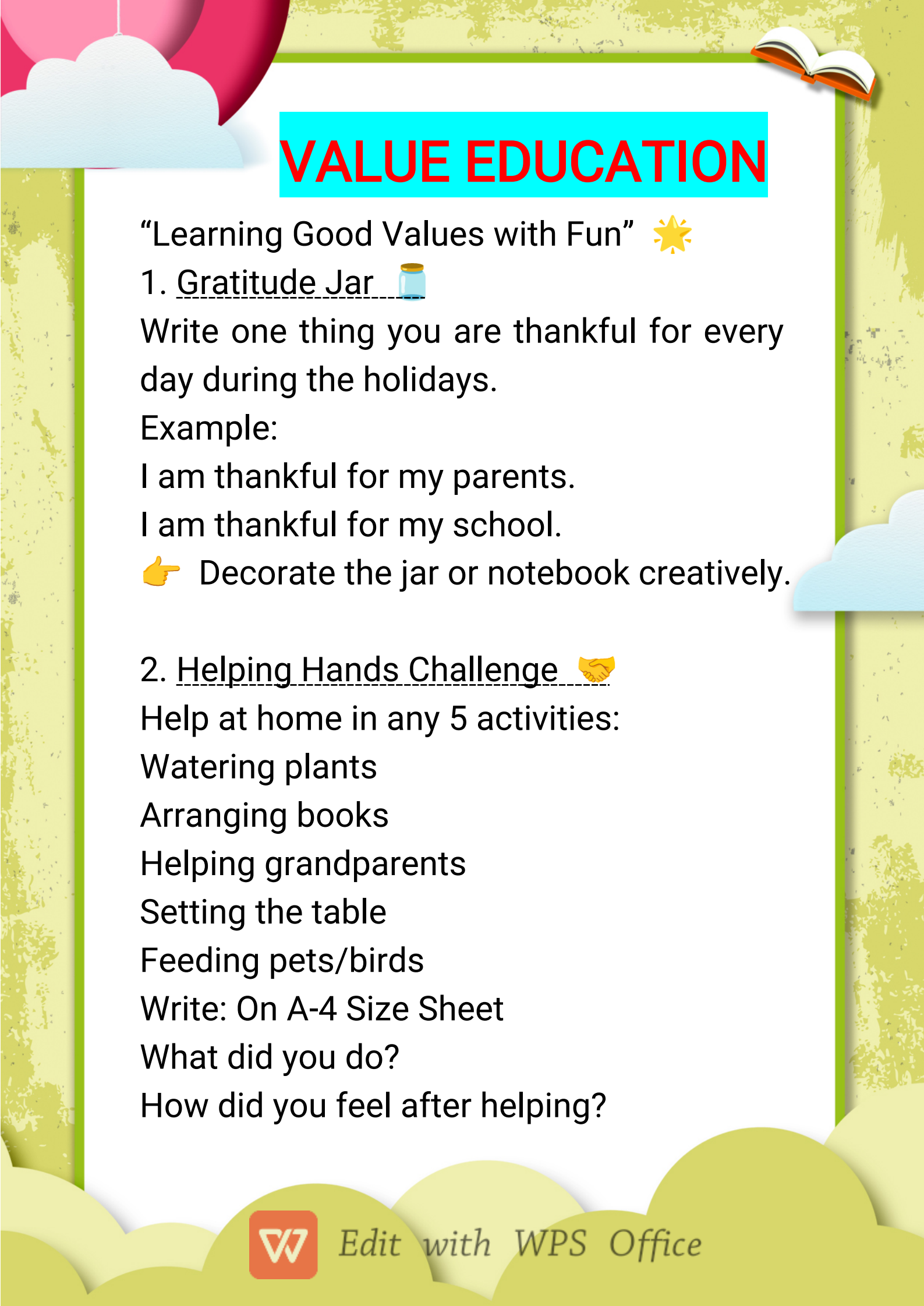
Materials Required:

- Disposable colourful plates
- Colour papers or paints
- Glue gun / Fevicol
- Scissors
- Decorative materials





Edit with WPS Office



# VALUE EDUCATION

“Learning Good Values with Fun” ✨

## 1. Gratitude Jar 🫙

Write one thing you are thankful for every day during the holidays.

Example:

I am thankful for my parents.

I am thankful for my school.

👉 Decorate the jar or notebook creatively.

## 2. Helping Hands Challenge 🤝

Help at home in any 5 activities:

Watering plants

Arranging books

Helping grandparents

Setting the table

Feeding pets/birds

Write: On A-4 Size Sheet

What did you do?

How did you feel after helping?



### 3. Kindness Calendar

Make a small calendar and complete one act of kindness daily.

Examples:

Share toys

Speak politely

Say "Thank You"

Help a friend

Apologize when wrong

### 4. "My Good Habits" Poster

Make a colorful poster showing good habits such as:

Brushing teeth twice

Respecting elders

Keeping surroundings clean

Speaking truth


Being punctual

Use drawings, stickers, or cut-outs.





## GENERAL KNOWLEDGE

1. Draw and color the Solar System.
  2. Write names of 5 Indian states and their capitals.
  3. Paste or draw the National Flag of India and write 3 facts about it.
  4. Write names of:
    - 5 Famous Scientists
    - 5 Sports Legends
  5. Make a small Nature Chart using pictures of plants, birds, or animals.
- 



we wish all of you  
HAPPY  
Summer  
HOLIDAYS



Have a great



VaCation!



Edit with WPS Office